


VERMONT E9-1-1 MapBook

Rutland City

E9-1-1 MapBook with GIS Data

Use constraints: The 9-1-1 related data layers (Esites, Landmarks, Roads, Driveways, Footprints, Atlas Sheets, ESZ, etc.) were developed and designed for Enhanced 9-1-1 purposes only. The user should understand that the nature of the Enhanced 9-1-1 data layers means they are never complete. **Each municipal government is responsible for maintenance of the E9-1-1 database.** Other data (non-E9-1-1 related) used in the Vermont E9-1-1 MapBook is acquired from the Vermont Center for Geographic Information (VCGI) (vcgi.vermont.gov) and local Regional Planning Commissions.

Disclaimer:
This Vermont E9-1-1 MapBook and GIS data is for general reference only. Data layers that appear on the map may or may not be accurate, current or otherwise reliable. The E9-1-1 Board and the State of Vermont make no representations of any kind, including but not limited to the warranties of merchantability or fitness for a particular use, not are any such warranties to be implied with respect to the GIS data and MapBook.

For Questions/Updates:
Contact VT Enhanced 9-1-1 Board:
Phone: 802-828-4911
Email: e911.info@vermont.gov
Website: e911.vermont.gov

7/7/2023



Named Roads

-- A --

	Community	Low	High	Pages
ADAMS ST	RUTLAND CITY	1	198	4,7
ADAMS ST	RUTLAND CITY	199	232	2,4
AIKEN PL	RUTLAND CITY	1	38	12
ALBERT CREE DR	RUTLAND CITY	1	10	34,36
ALLEN PD	RUTLAND CITY	1	403	34
ALLEN ST	RUTLAND CITY	1	60	31,34
ALLEN ST	RUTLAND CITY	61	160	34
ALTA TER	RUTLAND CITY	1	12	24
ALTRUI PL	RUTLAND CITY	1	4	9
ALTRUI PL	RUTLAND TOWN	5	72	9
ASH ST	RUTLAND CITY	100	174	7
AVENUE A	RUTLAND CITY	1	8	22
AVENUE B	RUTLAND CITY	1	22	22
AVENUE C	RUTLAND CITY	1	56	22
AVENUE D	RUTLAND CITY	1	10	22

-- B --

BARLEYFIELD	RUTLAND CITY	1	18	7
BARRETT HILL RD	RUTLAND TOWN	233	398	15
BARRON DR	RUTLAND CITY	1	12	14
BAXTER ST	RUTLAND CITY	1	42	18
BAXTER ST	RUTLAND CITY	43	56	11,18
BAXTER ST	RUTLAND CITY	57	106	11
BAXTER ST	RUTLAND CITY	107	126	7,11
BAXTER ST	RUTLAND CITY	127	136	7
BAXTER ST	RUTLAND CITY	137	190	1,7
BELDEN RD	RUTLAND CITY	1	100	15
BELLEVUE AVE	RUTLAND CITY	1	44	12
BELLEVUE AVE	RUTLAND CITY	45	70	8,12
BELLEVUE AVE	RUTLAND CITY	71	120	8
BELLEVUE AVE	RUTLAND CITY	121	156	5,8
BELLEVUE AVE EXT	RUTLAND CITY	1	180	5
BELMONT AVE	RUTLAND CITY	1	24	8
BELMONT AVENUE EXT	RUTLAND CITY	1	4	8
BELMONT AVENUE EXT	RUTLAND CITY	5	16	8,12
BENDIG TRAILER PARK	RUTLAND CITY	1	190	28
BILLINGS AVE	RUTLAND CITY	1	4	13
BILLINGS AVE	RUTLAND CITY	5	16	13,23

BILLINGS BRIDGE TRL	RUTLAND TOWN	1	122	37
BILLINGS MOBILE MNR	RUTLAND CITY	1	38	35
BILLINGS MOBILE MNR	RUTLAND TOWN	1	102	35
BIRCHWOOD AVE	RUTLAND CITY	1	26	20,23
BRENTWOOD DR	RUTLAND CITY	1	18	14
BRIGHTVIEW AVE	RUTLAND CITY	1	22	22,25,34
BROOK VIEW LN	RUTLAND CITY	1	4	23
BROOKSIDE MOBILE HOME PARK	RUTLAND CITY	1	160	33,35
BROWN ST	RUTLAND CITY	70	110	21
BURNHAM AVE	RUTLAND CITY	1	30	12
BURNHAM AVE	RUTLAND CITY	31	46	11,12
BUSINESS ROUTE 4	RUTLAND CITY	0	162	17
BUSINESS ROUTE 4	RUTLAND TOWN	1	161	17
BUSINESS ROUTE 4	RUTLAND TOWN	201	300	17
BUTTERFLY AVE	RUTLAND CITY	1	24	23

-- C --

CALLIE WAY	RUTLAND CITY	1	6	9
CAMPBELL RD	RUTLAND CITY	2	18	27,29
CAMPBELL RD	RUTLAND CITY	20	26	29
CAMPBELL RD	RUTLAND CITY	28	36	29
CAMPBELL RD	RUTLAND CITY	38	54	29,37
CAMPBELL RD	RUTLAND CITY	56	72	37
CAMPBELL RD	RUTLAND TOWN	0	17	27,29
CAMPBELL RD	RUTLAND TOWN	0	25	29
CAMPBELL RD	RUTLAND TOWN	0	35	29
CAMPBELL RD	RUTLAND TOWN	0	53	29,37
CAMPBELL RD	RUTLAND TOWN	0	71	37
CAMPBELL RD	RUTLAND TOWN	515	520	27
CARDINAL PL	RUTLAND CITY	1	4	16
CARMAN DR	RUTLAND CITY	1	2	35
CARMEL PL	RUTLAND CITY	1	6	24
CARMEL PL	RUTLAND TOWN	1	72	24
CATHERINE DR	RUTLAND CITY	1	16	23,24
CATHERINE DR	RUTLAND CITY	17	20	14,24
CATHERINE DR	RUTLAND CITY	21	36	14
CENTER ST	RUTLAND CITY	107	116	20
CENTER ST	RUTLAND CITY	1	58	19
CENTER ST	RUTLAND CITY	59	84	19,20
CENTER ST	RUTLAND CITY	85	106	20
CENTRAL AVE	RUTLAND CITY	1	6	25
CENTRAL AVE	RUTLAND CITY	7	26	25,26

CESSNA PL	RUTLAND CITY	1	10	13
CHAFFEE AVE	RUTLAND CITY	1	56	21
CHAPLIN AVE	RUTLAND CITY	1	26	33
CHARLES ST	RUTLAND CITY	1	22	20,23
CHARTER HILL DR	RUTLAND CITY	1	14	14
CHARTER HILL DR	RUTLAND CITY	15	22	9,14
CHASE AVE	RUTLAND CITY	1	262	33
CHERRY ST	RUTLAND CITY	1	70	21
CHESTNUT AVE	RUTLAND CITY	1	66	11
CHURCH HILL RD	RUTLAND CITY	1	8	9
CHURCH ST	RUTLAND CITY	97	98	11
CHURCH ST	RUTLAND CITY	1	36	11,18,1
CHURCH ST	RUTLAND CITY	37	96	11
CHURCH ST	RUTLAND CITY	99	114	7,11
CHURCH ST	RUTLAND CITY	115	140	7
CHURCH ST	RUTLAND CITY	141	190	4,7
CHURCH ST	RUTLAND CITY	191	228	2,4
CHURCH ST	RUTLAND CITY	229	262	2
CLARK ST	RUTLAND CITY	1	8	8,12
CLARK ST	RUTLAND CITY	9	20	8
CLARKSON LN	RUTLAND CITY	1	8	13
CLEMATIS AVE	RUTLAND CITY	1	12	8
CLEMATIS AVE	RUTLAND CITY	13	20	5,8
CLEMENT RD	RUTLAND CITY	1	230	15
CLEVELAND AVE	RUTLAND CITY	1	20	18
CLEVELAND AVE	RUTLAND CITY	21	62	1,10,11
CLEVELAND AVE	RUTLAND CITY	63	102	10
CLINTON AVE	RUTLAND CITY	1	30	8,12
CLOVER ST	RUTLAND CITY	1	24	22,31
COLUMBIAN AVE	RUTLAND CITY	190	245	16
COMMONS ST	RUTLAND CITY	1	4	34
COMMONS ST	RUTLAND CITY	5	12	25,34
COMMUNITY DR	RUTLAND CITY	1	157	15
CONVENT AVE	RUTLAND CITY	1	144	21
COOLIDGE AVE	RUTLAND CITY	200	245	33
COTTAGE ST	RUTLAND CITY	1	20	18,19
COTTAGE ST	RUTLAND CITY	21	44	11,18
COUNTRY GROVE ESTS	RUTLAND CITY	1	70	2
COURT SQ	RUTLAND CITY	1	21	20
COURT ST	RUTLAND CITY	1	30	20
CRABAPPLE LN	RUTLAND CITY	1	62	31,34,3
CRABAPPLE LN	RUTLAND CITY	63	102	31
CRAMTON AVE	RUTLAND CITY	1	40	16
CRAMTON AVE	RUTLAND CITY	41	64	10,15,1

	Community	Low	High	Pages
CREEK RD	RUTLAND TOWN	1	102437	
CRESCENT ST	RUTLAND CITY	181	184	10
CRESCENT ST	RUTLAND CITY	1	34	7,8
CRESCENT ST	RUTLAND CITY	35	60	7
CRESCENT ST	RUTLAND CITY	61	80	7,11
CRESCENT ST	RUTLAND CITY	81	152	11
CRESCENT ST	RUTLAND CITY	153	168	1,10,11
CRESCENT ST	RUTLAND CITY	169	180	10
CRESCENT ST	RUTLAND CITY	185	200	10
CROWN ST	RUTLAND CITY	1	32	13
CURTIS AVE	RUTLAND CITY	1	28	33
CURTIS AVE	RUTLAND CITY	29	74	33,35
CURTIS AVE	RUTLAND CITY	75	150	35
CURTIS AVE	RUTLAND CITY	151	200	35,36

-- D --

DANA AVE	RUTLAND CITY	1	41	33
DARTMOUTH ST	RUTLAND CITY	1	50	13
DAVIS ST	RUTLAND CITY	1	100	8,12
DEER ST	RUTLAND CITY	1	24	12
DIVISION ST	RUTLAND CITY	1	39	8
DOGWOOD LN	RUTLAND CITY	1	8	14,24
DORR DR	RUTLAND CITY	1	98	15
DORR DR	RUTLAND CITY	99	144	15,28
DORR DR	RUTLAND CITY	145	181	28
DORR DR	RUTLAND CITY	182	296	28,29,37
DORR DR	RUTLAND CITY	297	300	37
DURHAM DR	RUTLAND CITY	1	12	13

-- E --

E CENTER ST	RUTLAND CITY	1	66	20
E WASHINGTON ST	RUTLAND CITY	1	52	20
E WASHINGTON ST	RUTLAND CITY	53	86	20,23
EARL ST	RUTLAND CITY	1	14	10
EAST ST	RUTLAND CITY	1	14	12,20
EAST ST	RUTLAND CITY	15	80	20
EAST ST	RUTLAND CITY	81	94	20,22
EAST ST	RUTLAND CITY	95	126	22
EASTERLY AVE	RUTLAND CITY	1	16	20,23
EASTERLY AVE	RUTLAND CITY	17	50	23
EASTVIEW CT	RUTLAND CITY	1	10	5
EDGERTON ST	RUTLAND CITY	1	40	12,20

	Community	Low	High	Pages
EDGERTON ST	RUTLAND CITY	41	92	12,13
EDGEWOOD DR	RUTLAND CITY	1	104	6
ELM ST	RUTLAND CITY	1	22	18,19
ELM ST	RUTLAND CITY	23	44	11,18
ELM ST	RUTLAND CITY	45	72	11
ELMWOOD DR	RUTLAND CITY	1	20	24
EMERITUS ST	RUTLAND CITY	1	20	5
EMMETT AVE	RUTLAND CITY	1	30	10,15,16
ENGREM AVE	RUTLAND CITY	1	34	22
ENGREM AVE	RUTLAND CITY	35	92	22,25
ENGREM AVE	RUTLAND CITY	93	140	23,25
EVELYN ST	RUTLAND CITY	1	60	19
EVERGREEN AVE	RUTLAND CITY	1	26	16
EVERGREEN AVE	RUTLAND CITY	27	102	10,15,16
EXETER RD	RUTLAND CITY	1	5	2

-- F --

FAIRVIEW AVE	RUTLAND CITY	89	107	10
FAIRVIEW AVE	RUTLAND CITY	108	137	1,10
FIELD AVE	RUTLAND CITY	1	16	2,3
FIELD AVE	RUTLAND CITY	17	88	2
FIRST ST	RUTLAND CITY	1	106	30
FOREST ST	RUTLAND CITY	1	16	18
FOREST ST	RUTLAND CITY	18	19	18
FOREST ST	RUTLAND CITY	20	31	18,21
FOREST ST	RUTLAND CITY	32	102	21
FOREST ST	RUTLAND CITY	95	133	21,30
FOREST ST	RUTLAND CITY	134	169	30
FOREST ST	RUTLAND CITY	170	196	30,32
FOSTER PL	RUTLAND CITY	1	12	24
FRANKLIN ST	RUTLAND CITY	1	116	21
FREEMAN AVE	RUTLAND CITY	1	42	25,26

-- G --

GAY ST	RUTLAND CITY	1	14	35
GAY ST	RUTLAND CITY	15	22	34,35
GEMINI ST	RUTLAND CITY	1	6	5
GENERAL WING RD	RUTLAND CITY	1	6	25
GENO AVE	RUTLAND CITY	1	24	1,10
GIBSON AVE	RUTLAND CITY	1	130	30
GILRAIN AVE	RUTLAND CITY	1	14	25

	Community	Low	High	Pages
GIORGETTI BLVD	RUTLAND CITY	1	10	23
GIORGETTI BLVD	RUTLAND CITY	11	16	23,24
GIORGETTI BLVD	RUTLAND CITY	17	32	24
GIORGETTI BLVD	RUTLAND CITY	33	44	14,24
GLEASON RD	RUTLAND CITY	0	301	9
GLEASON RD	RUTLAND TOWN	2	300	9
GLEASON RD	RUTLAND TOWN	302	323	9
GRANDVIEW TER	RUTLAND CITY	1	6	24
GRANDVIEW TER	RUTLAND CITY	7	14	14,24
GRANDVIEW TER	RUTLAND CITY	15	26	14
GRANGER ST	RUTLAND CITY	1	129	21
GRANGER ST	RUTLAND CITY	130	141	21,30
GRANGER ST	RUTLAND CITY	142	202	30
GRANT AVE	RUTLAND CITY	1	20	20
GRANT AVE	RUTLAND CITY	21	50	18,20
GREEN KNOLLS LN	RUTLAND CITY	1	18	6,9
GREEN KNOLLS LN	RUTLAND CITY	19	26	6
GREENS HILL LN	RUTLAND CITY	5	8	15
GREENS HILL LN	RUTLAND CITY	1	4	15,16
GREENS HILL LN	RUTLAND CITY	9	300	15
GRISWOLD DR	RUTLAND CITY	0	60	30
GROVE ST	RUTLAND CITY	1	72	11,18
GROVE ST	RUTLAND CITY	73	142	11
GROVE ST	RUTLAND CITY	143	156	7,11
GROVE ST	RUTLAND CITY	157	216	7
GROVE ST	RUTLAND CITY	217	236	4,7
GROVE ST	RUTLAND CITY	237	272	2,4
GROVE ST	RUTLAND CITY	273	308	2

-- H --

HARRINGTON AVE	RUTLAND CITY	1	10	12
HARRINGTON AVE	RUTLAND CITY	11	56	12,13
HARRINGTON AVE	RUTLAND CITY	57	152	13
HARRISON AVE	RUTLAND CITY	1	94	11
HARVARD ST	RUTLAND CITY	1	20	13
HAYWOOD AVE	RUTLAND CITY	1	30	35
HAZEL ST	RUTLAND CITY	1	14	16
HAZEL ST	RUTLAND CITY	15	92	10,15,1
HEALY LN	RUTLAND CITY	1	6	13
HICKORY ST	RUTLAND CITY	1	25	30
HIGH ST	RUTLAND CITY	1	38	8
HIGHLAND AVE	RUTLAND CITY	1	18	8,12
HIGHLAND AVE	RUTLAND CITY	19	38	8

	Community	Low	High	Pages
HIGHLAND AVE EXT	RUTLAND CITY	1	70	5
HIGHLAND MDWS	RUTLAND CITY	1	228	29
HILL POND RD	RUTLAND CITY	1	16	13
HILLCREST RD	RUTLAND CITY	1	32	5
HILLCREST RD	RUTLAND CITY	33	38	5,6
HILLCREST RD	RUTLAND CITY	39	48	6
HILLSIDE RD	RUTLAND CITY	1	24	9
HILLSIDE RD	RUTLAND CITY	25	36	6,9
HILLSIDE RD	RUTLAND CITY	37	62	6
HILLTOP TER	RUTLAND CITY	1	14	24
HILLTOP TER	RUTLAND CITY	15	22	24,26
HOLLY ST	RUTLAND CITY	100	170	7
HOPKINS ST	RUTLAND CITY	1	40	22
HORTON ST	RUTLAND CITY	1	265	33
HOSPITAL HTS	RUTLAND CITY	1	6	34
HOWARD AVE	RUTLAND CITY	1	12	23
HOWARD AVE	RUTLAND CITY	13	24	13,23
HOWARD AVE	RUTLAND CITY	25	50	13
HOWE ST	RUTLAND CITY	1	22	18
HOWE ST	RUTLAND CITY	23	70	18,21
-- I --				
IRVING HTS	RUTLAND CITY	1	18	14
IVES AVE	RUTLAND CITY	1	82	12
IVY ST	RUTLAND CITY	1	160	31
-- J --				
JACKSON AVE	RUTLAND CITY	1	62	22
JACKSON AVE	RUTLAND CITY	63	104	22,25
JACKSON AVE	RUTLAND CITY	105	166	25
JACKSON HTS	RUTLAND CITY	1	18	25
JAMES ST	RUTLAND CITY	1	30	21,30
JAN AVE	RUTLAND CITY	1	6	4
JASMIN LN	RUTLAND CITY	1	24	13
JEFFERSON ST	RUTLAND CITY	35	36	8
JEFFERSON ST	RUTLAND CITY	1	34	8
JEFFERSON ST	RUTLAND CITY	37	50	8
JEFFORDS ST	RUTLAND CITY	1	6	8
JUNEBERRY LN	RUTLAND CITY	1	30	30
JUSTICE SQ	RUTLAND CITY	1	2	18

	Community	Low	High	Pages
-- K --				
KENDALL AVE	RUTLAND CITY	1	32	12
KENDALL AVE	RUTLAND CITY	33	46	11,12
KENDALL AVE	RUTLAND CITY	47	60	11
KILLINGTON AVE	RUTLAND CITY	1	40	22
KILLINGTON AVE	RUTLAND CITY	41	64	20,22
KILLINGTON AVE	RUTLAND CITY	65	102	20,23
KILLINGTON AVE	RUTLAND CITY	103	192	23
KILLINGTON AVE	RUTLAND CITY	193	198	23,24
KILLINGTON AVE	RUTLAND CITY	199	280	24
KILLINGTON AVE	RUTLAND TOWN	281	300	24
KILLINGTON TER	RUTLAND CITY	1	10	23
KINGSLEY AVE	RUTLAND CITY	1	25	11,12
KINGSLEY AVE	RUTLAND CITY	26	66	11
KINGSLEY CT	RUTLAND CITY	1	138	11
-- L --				
LAFAYETTE ST	RUTLAND CITY	41	50	20
LAFAYETTE ST	RUTLAND CITY	1	16	12
LAFAYETTE ST	RUTLAND CITY	17	28	12,20
LAFAYETTE ST	RUTLAND CITY	29	40	20
LAFAYETTE ST	RUTLAND CITY	51	90	20
LALOR AVE	RUTLAND CITY	1	2	16
LAMONTAGNE LN	RUTLAND CITY	1	12	6
LAVERNE DR	RUTLAND CITY	1	28	6
LEONARD ST	RUTLAND CITY	1	14	8,9
LIBRARY AVE	RUTLAND CITY	1	137	11
LIBRARY AVE	RUTLAND CITY	138	150	1,10,11
LINCOLN AVE	RUTLAND CITY	1	18	20
LINCOLN AVE	RUTLAND CITY	19	37	12,20
LINCOLN AVE	RUTLAND CITY	38	69	12
LINCOLN AVE	RUTLAND CITY	70	84	11,12
LINCOLN AVE	RUTLAND CITY	85	92	7,11
LINCOLN AVE	RUTLAND CITY	93	120	7
LINCOLN AVE	RUTLAND CITY	121	198	4,7
LINCOLN AVE	RUTLAND CITY	199	232	2,4
LINCOLN AVE	RUTLAND CITY	233	272	2
LINCOLN AVE	RUTLAND TOWN	1	50	2
LINDEN ST	RUTLAND CITY	1	40	7
LITCHFIELD AVE	RUTLAND CITY	1	70	12
LYMAN AVE	RUTLAND CITY	1	16	25

	Community	Low	High	Pages
-- M --				
MADISON ST	RUTLAND CITY	1	50	22
MAHONEY AVE	RUTLAND CITY	1	56	34
MAHONEY CT	RUTLAND CITY	1	14	34
MAIN ST	RUTLAND CITY	1	44	20
MAIN ST	RUTLAND CITY	45	112	20,22
MANSFIELD PL	RUTLAND CITY	1	26	20
MAPLE ST	RUTLAND CITY	1	150	11
MARBLE AVE	RUTLAND CITY	1	30	33
MAROLIN ST	RUTLAND CITY	1	14	5
MAROLIN ST	RUTLAND CITY	15	30	5,6
MARYS WAY	RUTLAND CITY	1	38	6
MAYFIELD RD	RUTLAND CITY	1	8	4
MEAD ST	RUTLAND CITY	1	71	22
MEADOW BROOK RD	RUTLAND CITY	1	68	23
MEADOW LN	RUTLAND CITY	1	10	7
MEADOW ST	RUTLAND CITY	1	12	18
MEADOW ST	RUTLAND CITY	13	24	18,21
MEADOW ST	RUTLAND CITY	25	88	21
MEADOW ST	RUTLAND CITY	89	110	21,30
MELROSE AVE	RUTLAND CITY	1	40	7,8
MERCHANTS ROW	RUTLAND CITY	1	52	18,19
MERCHANTS ROW	RUTLAND CITY	53	156	19
MERRICK ST	RUTLAND CITY	1	4	8,9
MERRILL ST	RUTLAND CITY	1	26	12
MESSIER PL	RUTLAND CITY	1	96	35
MONA VISTA AVE	RUTLAND CITY	1	5	8
MONA VISTA AVE	RUTLAND CITY	6	13	5,8
MOON BROOK DR	RUTLAND CITY	1	42	13,14
MORSE PL	RUTLAND CITY	1	62	20,22
MOULTHROP AVE	RUTLAND CITY	1	54	31
MOUNTAIN VIEW CONDOS	RUTLAND CITY	1	105	28
MOUNTAIN VIEW LN	RUTLAND CITY	1	18	9
MOUNTAIN VIEW LN	RUTLAND CITY	19	22	6,9
MUSSEY ST	RUTLAND CITY	1	215	34
MUSSEY ST	RUTLAND CITY	216	221	34,35
MUSSEY ST	RUTLAND CITY	222	240	35
-- N --				
N GROVE ST	RUTLAND TOWN	1	102	2
N MAIN ST	RUTLAND CITY	1	18	20

	Community	Low	High	Pages
N MAIN ST	RUTLAND CITY	19	28	12,20
N MAIN ST	RUTLAND CITY	29	98	12
N MAIN ST	RUTLAND CITY	99	106	8,12
N MAIN ST	RUTLAND CITY	107	134	8
N MAIN ST	RUTLAND CITY	135	204	5,8
N MAIN ST	RUTLAND CITY	205	236	5
N MAIN ST	RUTLAND CITY	237	246	3,5
N MAIN ST	RUTLAND CITY	247	306	3
NEEDS NAME 258	RUTLAND CITY	1	6	14,24
NELSON PL	RUTLAND CITY	1	8	13
NEWPORT DR	RUTLAND CITY	1	26	13
NEWTON ST	RUTLAND CITY	1	10	8
NICHOLS ST	RUTLAND CITY	51	74	12
NICHOLS ST	RUTLAND CITY	1	22	20
NICHOLS ST	RUTLAND CITY	23	50	12,20
NICKWACKETT ST	RUTLAND CITY	1	6	20
NICOLE PL	RUTLAND CITY	1	4	23
NORTH ST	RUTLAND CITY	1	16	8
NORTH ST	RUTLAND CITY	17	30	7,8
NORTH ST	RUTLAND CITY	31	96	7
NORTH ST EXT	RUTLAND CITY	112	118	6
NORTH ST EXT	RUTLAND CITY	1	70	8
NORTH ST EXT	RUTLAND CITY	71	84	8,9
NORTH ST EXT	RUTLAND CITY	85	107	9
NORTH ST EXT	RUTLAND CITY	108	111	6,9
NORTHEAST DR	RUTLAND CITY	1	30	6
NORTON PL	RUTLAND CITY	1	12	20
NOYES AVE	RUTLAND CITY	1	20	18

-- O --

OAK ST	RUTLAND CITY	100	120	7
OAK ST	RUTLAND CITY	121	150	7,11
OAK ST EXT	RUTLAND CITY	7	12	1
OAK ST EXT	RUTLAND CITY	1	6	1
OLMSTEAD PL	RUTLAND CITY	1	4	20,22
ORCHARD DR	RUTLAND CITY	1	16	7

-- P --

PARK AVE	RUTLAND CITY	1	129	11
PARK AVE	RUTLAND CITY	130	142	1,10,11
PARK CT	RUTLAND CITY	1	30	8

	Community	Low	High	Pages
PARK ST	RUTLAND CITY	1	24	31
PARK ST	RUTLAND CITY	25	84	30,31
PARK ST	RUTLAND CITY	85	122	30,32
PARK ST	RUTLAND CITY	123	136	32
PARK ST	RUTLAND CITY	137	230	32,37
PARKERS RUN	RUTLAND CITY	1	5	29
PATRICIA LN	RUTLAND CITY	1	16	6
PATRICIA LN	RUTLAND TOWN	1	32	6
PEARL ST	RUTLAND CITY	1	125	7,11
PEARL ST	RUTLAND CITY	126	178	7
PEARL ST	RUTLAND CITY	179	204	4,7
PEARL ST	RUTLAND CITY	205	224	4
PEARL ST	RUTLAND CITY	225	240	2,4
PERKINS RD	RUTLAND CITY	1	186	36
PERKINS RD	RUTLAND TOWN	187	379	36
PERRY LN	RUTLAND CITY	1	8	22
PERRY LN	RUTLAND CITY	9	30	22,25
PHILLIPS ST	RUTLAND CITY	1	30	4,5
PHILLIPS ST	RUTLAND CITY	31	78	2,4
PIEDMONT DR	RUTLAND CITY	1	8	23
PIEDMONT DR	RUTLAND CITY	9	20	13,23
PIEDMONT DR E	RUTLAND CITY	31	38	13
PIEDMONT DR N	RUTLAND CITY	17	32	13
PIEDMONT PKWY	RUTLAND CITY	1	48	23
PIEDMONT POND RD	RUTLAND CITY	50	60	23
PIERPOINT AVE	RUTLAND CITY	1	82	10,15,16
PINE ST	RUTLAND CITY	1	34	18,19
PINE ST	RUTLAND CITY	35	48	11,18
PINE ST	RUTLAND CITY	49	82	11
PINE TREE CT	RUTLAND CITY	1	81	9,13
PLAIN ST	RUTLAND CITY	1	71	30,31
PLAIN ST	RUTLAND CITY	72	121	30
PLEASANT ST	RUTLAND CITY	1	66	20,22
PORTER PL	RUTLAND CITY	139	194	31
PORTER ST	RUTLAND CITY	1	20	13
POST ST	RUTLAND CITY	100	146	21
PRESTON PARK	RUTLAND CITY	1	139	35
PREVILLE AVE	RUTLAND CITY	1	10	1,10
PROSPECT ST	RUTLAND CITY	1	54	20,22
PROSPECT ST	RUTLAND CITY	55	76	22

-- R --

RACHEL DR	RUTLAND CITY	1	22	14
-----------	--------------	---	----	----

	Community	Low	High	Pages
REGENCY MNR	RUTLAND CITY	0	0	35
REGENCY MNR	RUTLAND CITY	1	15	34,35
RICE AVE	RUTLAND CITY	1	2	21
RIDGEWOOD LN	RUTLAND CITY	1	10	14
RIPLEY RD	RUTLAND CITY	2	112	15,17
RIPLEY RD	RUTLAND TOWN	0	111	15,17
RIVER ST	RUTLAND CITY	71	85	21
RIVER ST	RUTLAND CITY	1	61	21,22
RIVER ST	RUTLAND CITY	62	70	21
RIVER ST	RUTLAND CITY	86	135	21
RIVER ST	RUTLAND CITY	136	158	15,21
RIVER ST	RUTLAND CITY	159	200	15
ROBBINS ST	RUTLAND CITY	1	90	11,18
ROBBINS ST	RUTLAND CITY	91	140	18
ROBERTS AVE	RUTLAND CITY	1	32	12
ROBERTS AVE	RUTLAND CITY	33	58	11,12
ROBINWOOD LN	RUTLAND CITY	1	10	24
RONALDO CT	RUTLAND CITY	1	42	23
ROSEMARY AVE	RUTLAND CITY	1	22	9
ROSEMARY AVE	RUTLAND CITY	23	40	9
ROSS ST	RUTLAND CITY	1	40	13
ROTARY PARK DR	RUTLAND CITY	1	101	8
ROYCE ST	RUTLAND CITY	1	36	22
RUTLAND ST	RUTLAND CITY	1	12	13

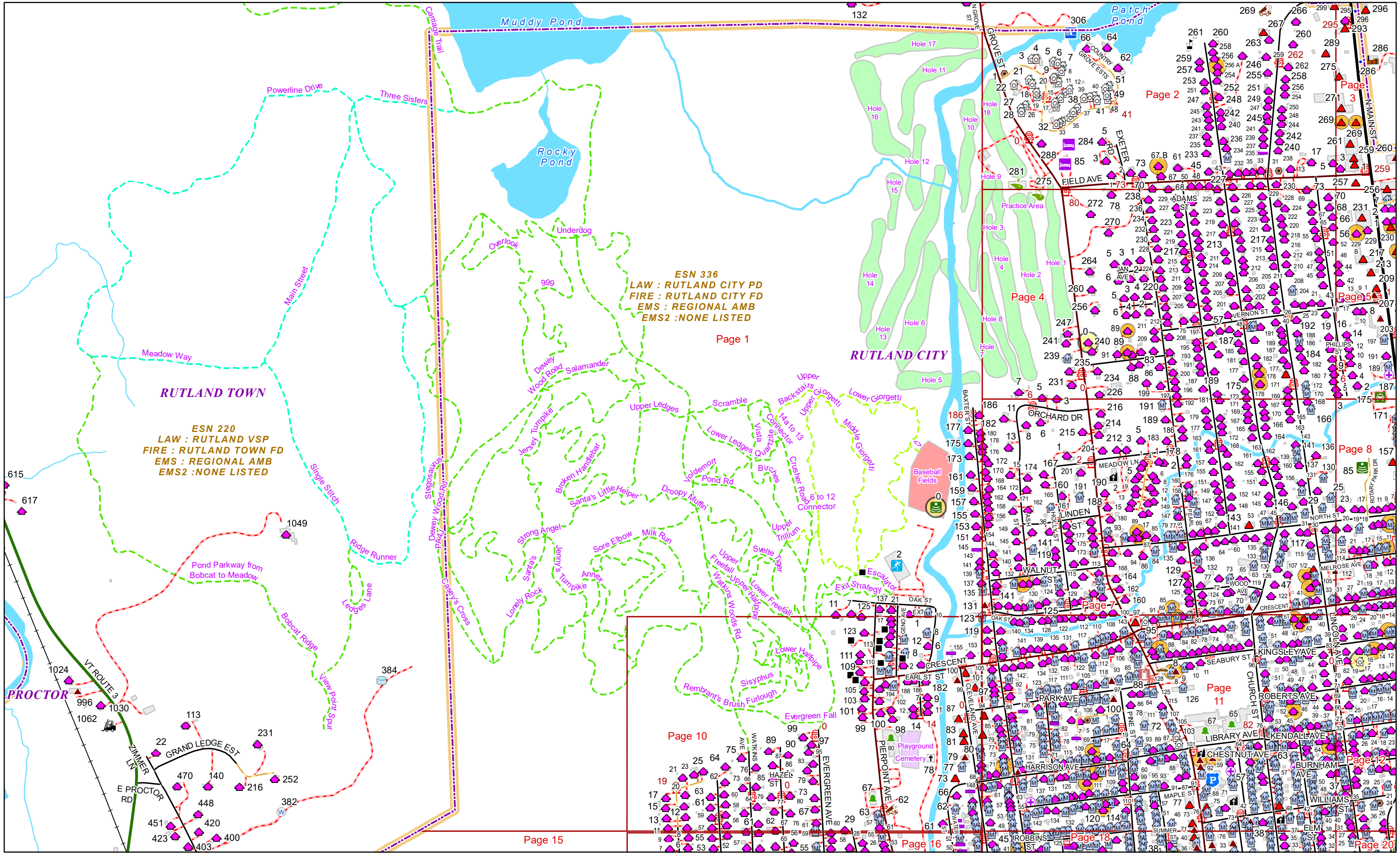
-- S --

S MAIN ST	RUTLAND CITY	1	29	20
S MAIN ST	RUTLAND CITY	30	45	20,22
S MAIN ST	RUTLAND CITY	46	117	22
S MAIN ST	RUTLAND CITY	118	143	22,31
S MAIN ST	RUTLAND CITY	144	181	31
S MAIN ST	RUTLAND CITY	182	205	31,33
S MAIN ST	RUTLAND CITY	206	316	33
SADI PL	RUTLAND CITY	1	4	29
SADI PL	RUTLAND TOWN	5	164	29
SAINT JOHN ST	RUTLAND CITY	1	178	9,13
SAINT JOSEPH AVE	RUTLAND CITY	1	44	15,21,3
SARGENT AVE	RUTLAND CITY	1	16	13,23
SCALE AVE	RUTLAND CITY	1	240	31
SCALE AVE	RUTLAND CITY	241	276	22,31
SCALE AVE	RUTLAND CITY	277	316	22
SCHOOL ST	RUTLAND CITY	1	84	21

	Community	Low	High	Pages
SEABURY ST	RUTLAND CITY	1	28	11
SECOND ST	RUTLAND CITY	139	154	30
SHADOW LN	RUTLAND CITY	1	2	7
SHARON DR	RUTLAND CITY	1	24	13,14
SHEDD PL	RUTLAND CITY	1	28	17
SHELDON PL	RUTLAND CITY	1	16	20
SHEPHERD LN	RUTLAND CITY	1	10	10,15,16
SHEPHERD LN	RUTLAND CITY	11	26	10
SHERWOOD RD	RUTLAND CITY	1	12	5
SHERWOOD RD	RUTLAND CITY	13	24	5,6
SHOPPING PLAZA RD	RUTLAND CITY	1	324	19,21
SMITH RD	RUTLAND CITY	1	8	15
SONIA DR	RUTLAND CITY	1	20	26
SOUTH ST	RUTLAND CITY	1	143	21
SOUTH ST	RUTLAND CITY	144	170	21,30
SOUTHERN BLVD	RUTLAND CITY	1	14	25
SOUTHERN BLVD	RUTLAND CITY	15	20	25,34
SPELLMAN TER	RUTLAND CITY	1	8	20,22
SPELLMAN TER	RUTLAND CITY	9	20	20
SPRUCE ST	RUTLAND CITY	1	72	21
SPRUCE ST	RUTLAND CITY	73	178	21,30
STAFFORD LN	RUTLAND CITY	1	10	8,12
STATE ST	RUTLAND CITY	1	160	18
STATE ST	RUTLAND CITY	161	170	15,16,18
STATE ST	RUTLAND CITY	171	244	16
STONE RIDGE DR	RUTLAND CITY	1	70	28
STRATTON RD	RUTLAND CITY	1	60	9,13
STRATTON RD	RUTLAND CITY	61	111	13
STRATTON RD	RUTLAND CITY	112	116	13,23
STRATTON RD	RUTLAND CITY	117	166	23
STRATTON RD	RUTLAND CITY	167	178	23,25
STRATTON RD	RUTLAND CITY	179	238	25
STRATTON RD	RUTLAND CITY	239	252	25,34
STRATTON RD	RUTLAND CITY	253	260	34
STRATTON RD	RUTLAND CITY	261	352	34,36
STRATTON RD	RUTLAND CITY	353	384	36
STRATTON RD	RUTLAND TOWN	1	514	36
STRONGS AVE	RUTLAND CITY	63	69	22
STRONGS AVE	RUTLAND CITY	1	2	19,21
STRONGS AVE	RUTLAND CITY	3	32	21
STRONGS AVE	RUTLAND CITY	33	56	21,22
STRONGS AVE	RUTLAND CITY	57	62	22
STRONGS AVE	RUTLAND CITY	70	101	22
STRONGS AVE	RUTLAND CITY	102	117	22,31

	Community	Low	High	Pages
STRONGS AVE	RUTLAND CITY	118	150	31
SUMMER ST	RUTLAND CITY	1	62	11,18
SUNFLOWER LN	RUTLAND CITY	1	93	31
-- T --				
TAFT AVE	RUTLAND CITY	1	18	23
TEMPLE ST	RUTLAND CITY	1	82	12
TEMPLE ST	RUTLAND CITY	83	90	12,13
TEMPLE ST	RUTLAND CITY	91	94	13
TEMPLE ST	RUTLAND CITY	95	136	9,13
TEMPLEWOOD CT	RUTLAND CITY	1	10	12
TENNEYBROOK CT	RUTLAND CITY	1	232	5
TERRILL ST	RUTLAND CITY	1	70	20
THOMAS ST	RUTLAND CITY	1	14	8
THRALL AVE	RUTLAND CITY	1	12	9,13
THRALL AVE	RUTLAND CITY	13	22	8,9
THRALL AVE	RUTLAND CITY	23	64	8
TRAVERSE PL	RUTLAND CITY	1	86	18
TREMONT ST	RUTLAND CITY	1	18	12
TUTTLE MEADOW DR	RUTLAND CITY	1	28	5,6,8
-- U --				
UNION ST	RUTLAND CITY	1	45	19
UNION ST	RUTLAND CITY	46	49	18,19
UNION ST	RUTLAND CITY	50	56	18,21
UNNAMED PVT 1	RUTLAND CITY	1	119	31
UNNAMED PVT 2	RUTLAND CITY	1	132	22,31
UPLAND DR	RUTLAND CITY	1	16	24
US ROUTE 4 E	RUTLAND TOWN	109	712	9
US ROUTE 7 N	RUTLAND TOWN	305	332	3
US ROUTE 7 S	RUTLAND TOWN	1	42	33
-- V --				
VERNON ST	RUTLAND CITY	35	62	4
VERNON ST	RUTLAND CITY	1	18	4,5
VERNON ST	RUTLAND CITY	19	34	4
VERNON ST	RUTLAND CITY	63	100	4
VICTOR PL	RUTLAND CITY	27	34	13
VICTOR PL	RUTLAND CITY	1	8	13,23
VICTOR PL	RUTLAND CITY	9	26	13

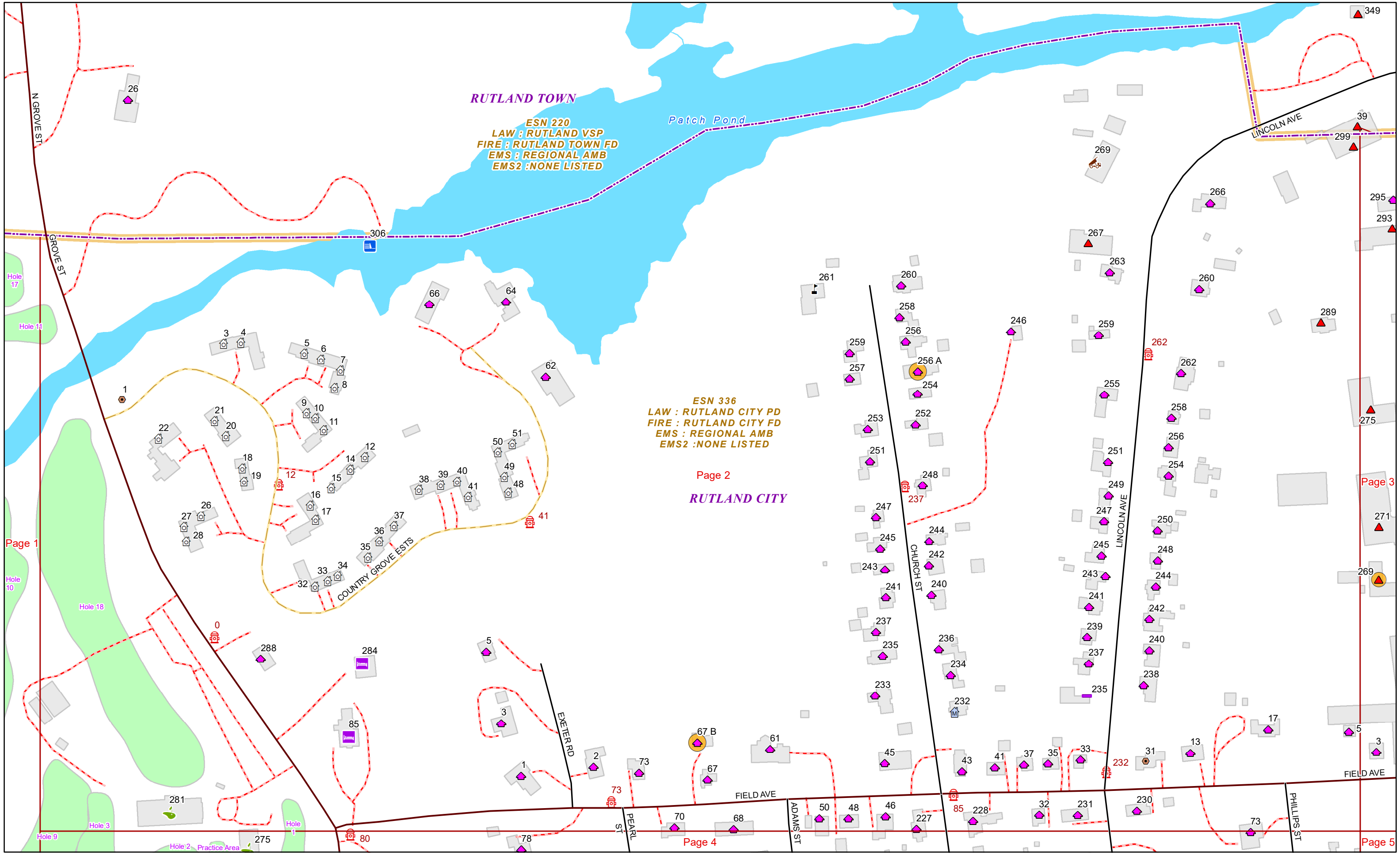
	Community	Low	High	Pages
-- W --				
WALES ST	RUTLAND CITY	1	74	19
WALES ST	RUTLAND CITY	75	114	19,21
WALLACE AVE	RUTLAND CITY	1	20	23
WALNUT ST	RUTLAND CITY	100	140	7
WASHINGTON ST	RUTLAND CITY	1	4	20
WASHINGTON ST	RUTLAND CITY	5	34	20
WASHINGTON ST	RUTLAND CITY	35	46	19,20
WASHINGTON ST	RUTLAND CITY	47	56	19
WATER ST	RUTLAND CITY	1	72	10,15,1
WATKINS AVE	RUTLAND CITY	1	26	16
WATKINS AVE	RUTLAND CITY	27	78	10,15,1
WENDY LN	RUTLAND CITY	1	14	6
WESLEY DR	RUTLAND CITY	1	6	25
WEST ST	RUTLAND CITY	1	40	20
WEST ST	RUTLAND CITY	41	56	19,20
WEST ST	RUTLAND CITY	57	180	19
WEST ST	RUTLAND CITY	181	218	18,19
WEST ST	RUTLAND CITY	219	268	18
WEST ST	RUTLAND CITY	269	350	15,16,1
WEST ST	RUTLAND CITY	351	376	16
WEST ST	RUTLAND CITY	377	456	15,16,1
WEST ST	RUTLAND CITY	457	461	17
WESTVIEW AVE	RUTLAND CITY	1	16	24
WESTVIEW CT	RUTLAND CITY	1	4	5
WILLIAMS ST	RUTLAND CITY	1	20	12
WILLIAMS ST	RUTLAND CITY	21	38	11,12
WILLIAMS ST	RUTLAND CITY	39	82	11
WILLOW ST	RUTLAND CITY	1	54	19
WOOD AVE	RUTLAND CITY	1	100	7
WOODLAND DR	RUTLAND CITY	1	4	23
WOODLAND DR	RUTLAND CITY	5	8	23,24
WOODLAND DR	RUTLAND CITY	9	10	24
WOODLAND DR	RUTLAND CITY	11	14	24,26
WOODLAND PL	RUTLAND CITY	1	9	37
WOODLAND PL	RUTLAND TOWN	10	127	37
WOODSTOCK AVE	RUTLAND CITY	243	254	9
WOODSTOCK AVE	RUTLAND CITY	1	90	12
WOODSTOCK AVE	RUTLAND CITY	91	96	12,13
WOODSTOCK AVE	RUTLAND CITY	97	136	13
WOODSTOCK AVE	RUTLAND CITY	137	142	9,13
WOODSTOCK AVE	RUTLAND CITY	143	242	9

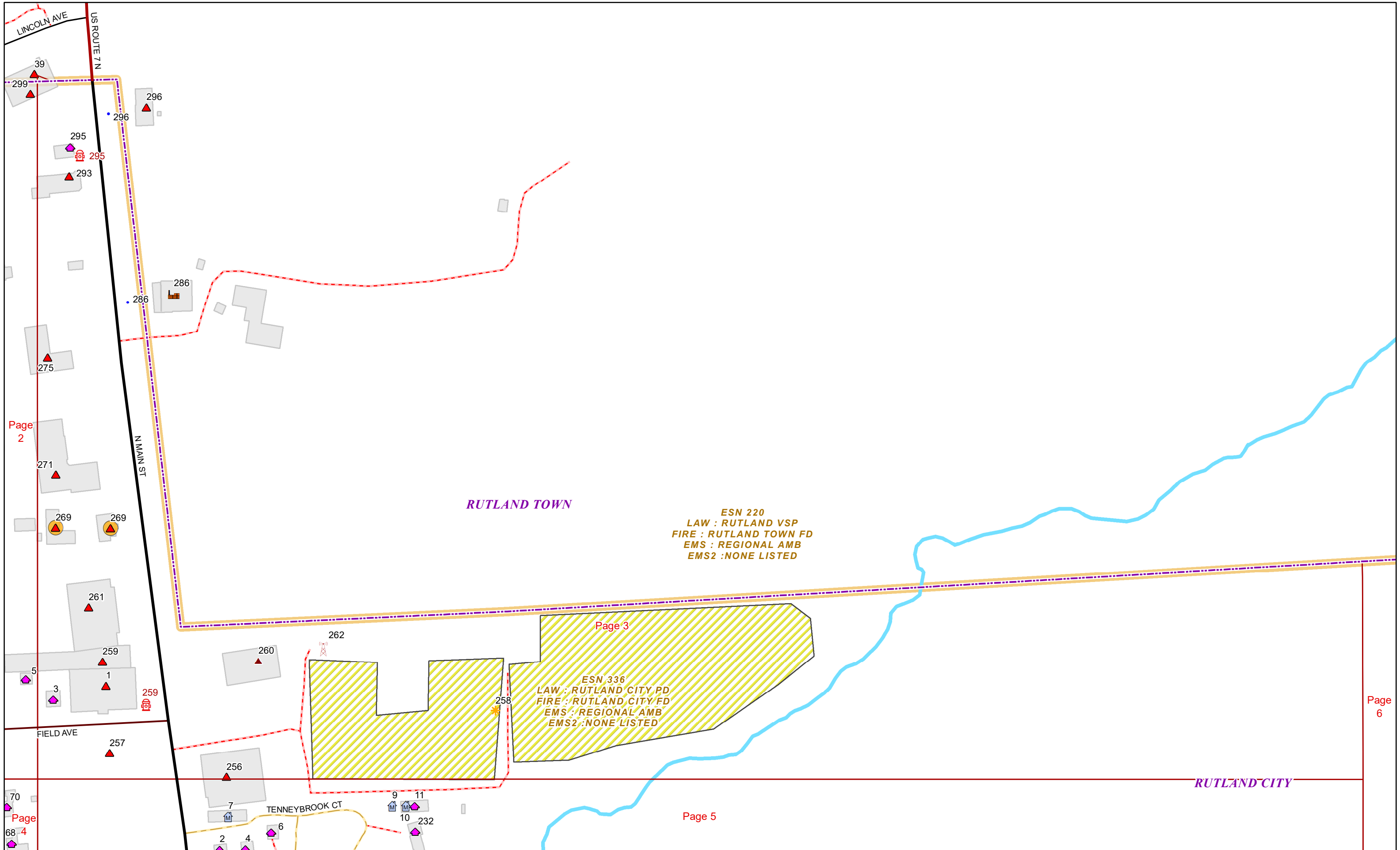


ESN 336
LAW : RUTLAND CITY PD
FIRE : RUTLAND CITY FD
EMS : REGIONAL AMB
EMS2 : NONE LISTED

ESN 220
LAW : RUTLAND VSP
FIRE : RUTLAND TOWN FD
EMS : REGIONAL AMB
EMS2 : NONE LISTED







Page 2

Page 3

Page 6

Page 4

Page 5



RUTLAND TOWN

RUTLAND CITY

ESN 220
LAW : RUTLAND VSP
FIRE : RUTLAND TOWN FD
EMS : REGIONAL AMB
EMS2 : NONE LISTED

ESN 336
LAW : RUTLAND CITY PD
FIRE : RUTLAND CITY FD
EMS : REGIONAL AMB
EMS2 : NONE LISTED

LINCOLN AVE
US ROUTE 7 N
N MAIN ST
FIELD AVE
TENNEYBROOK CT

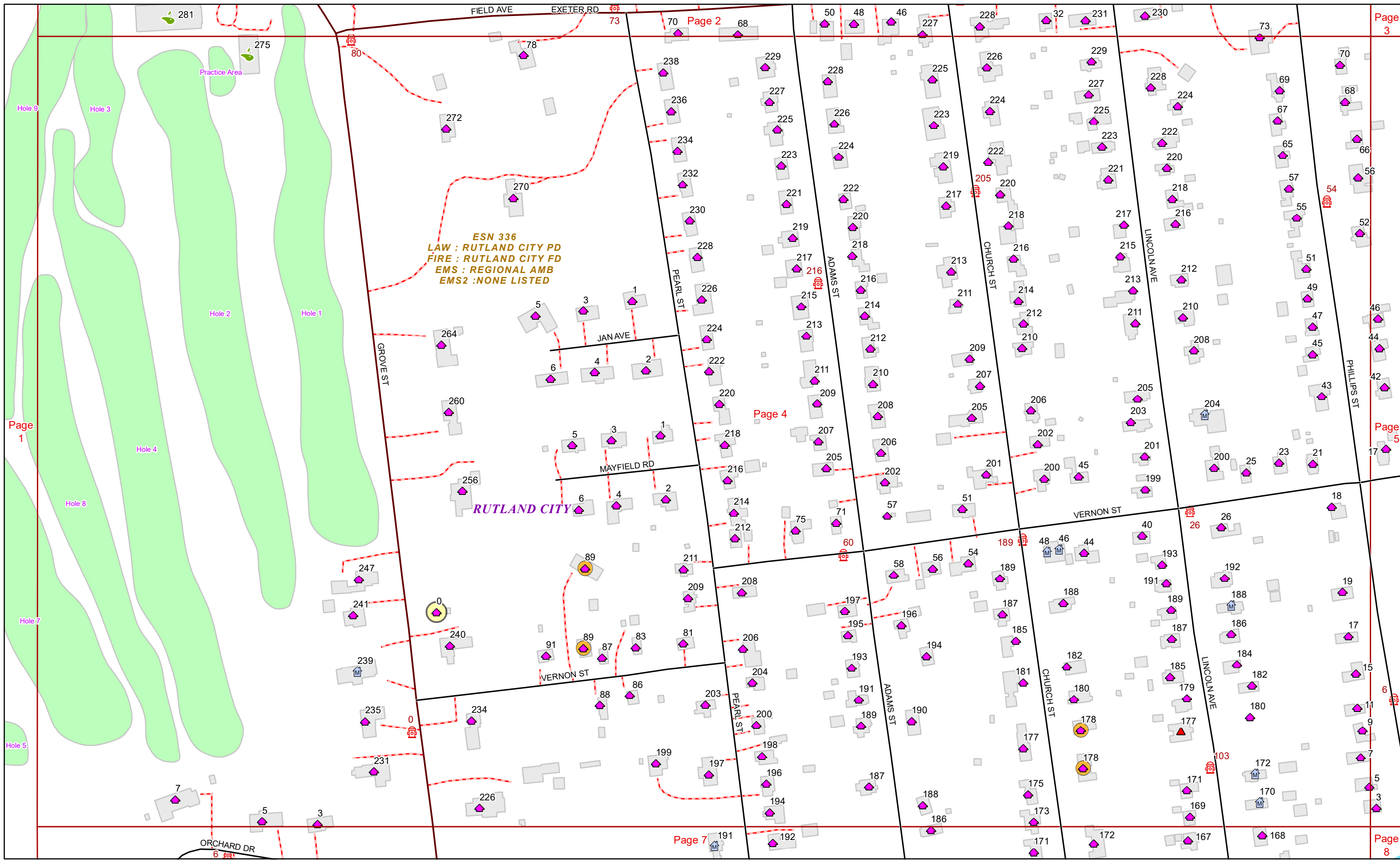
39
299
296
295
295
293
275
271
269
269
261
259
5
3
1
259
257
70
68
7
2
4
9
11
10
232

262

260

256

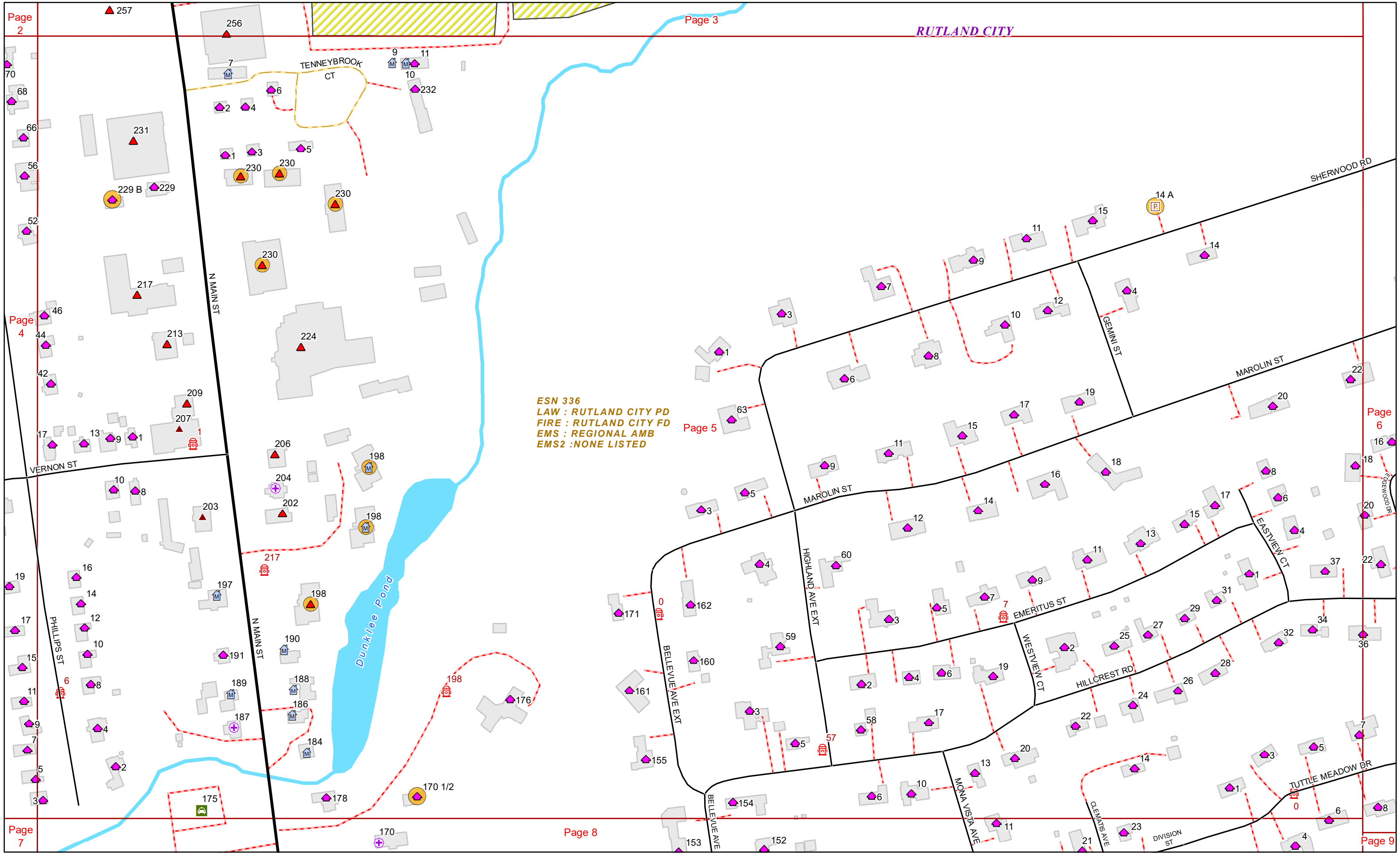
258



ESN 336
LAW : RUTLAND CITY PD
FIRE : RUTLAND CITY FD
EMS : REGIONAL AMB
EMS2 : NONE LISTED

RUTLAND CITY





RUTLAND CITY

ESN 336
LAW : RUTLAND CITY PD
FIRE : RUTLAND CITY FD
EMS : REGIONAL AMB
EMS2 : NONE LISTED

Page 2

Page 3

Page 4

Page 5

Page 6

Page 7

Page 8

Page 9



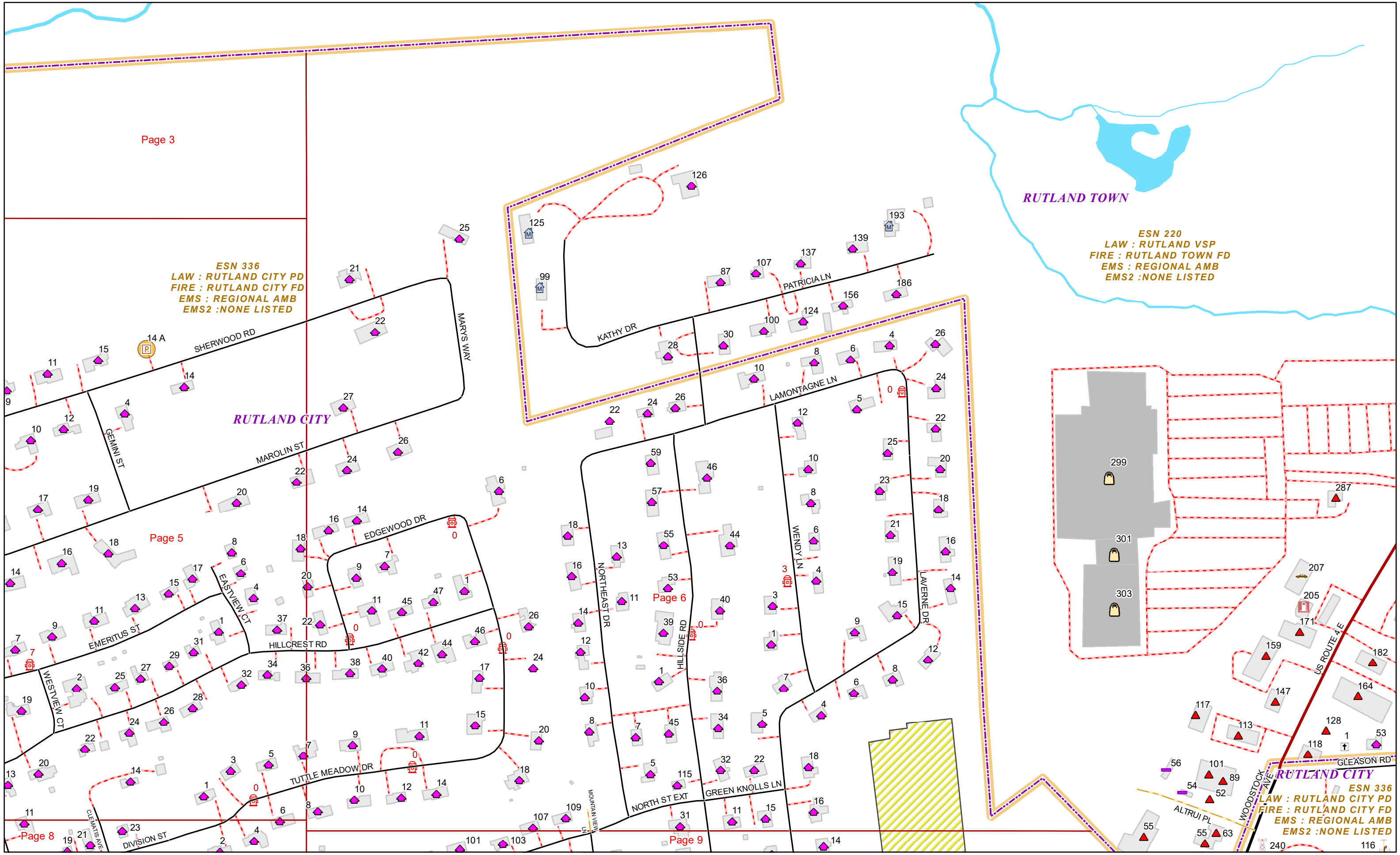
ESN 336
LAW : RUTLAND CITY PD
FIRE : RUTLAND CITY FD
EMS : REGIONAL AMB
EMS2 : NONE LISTED

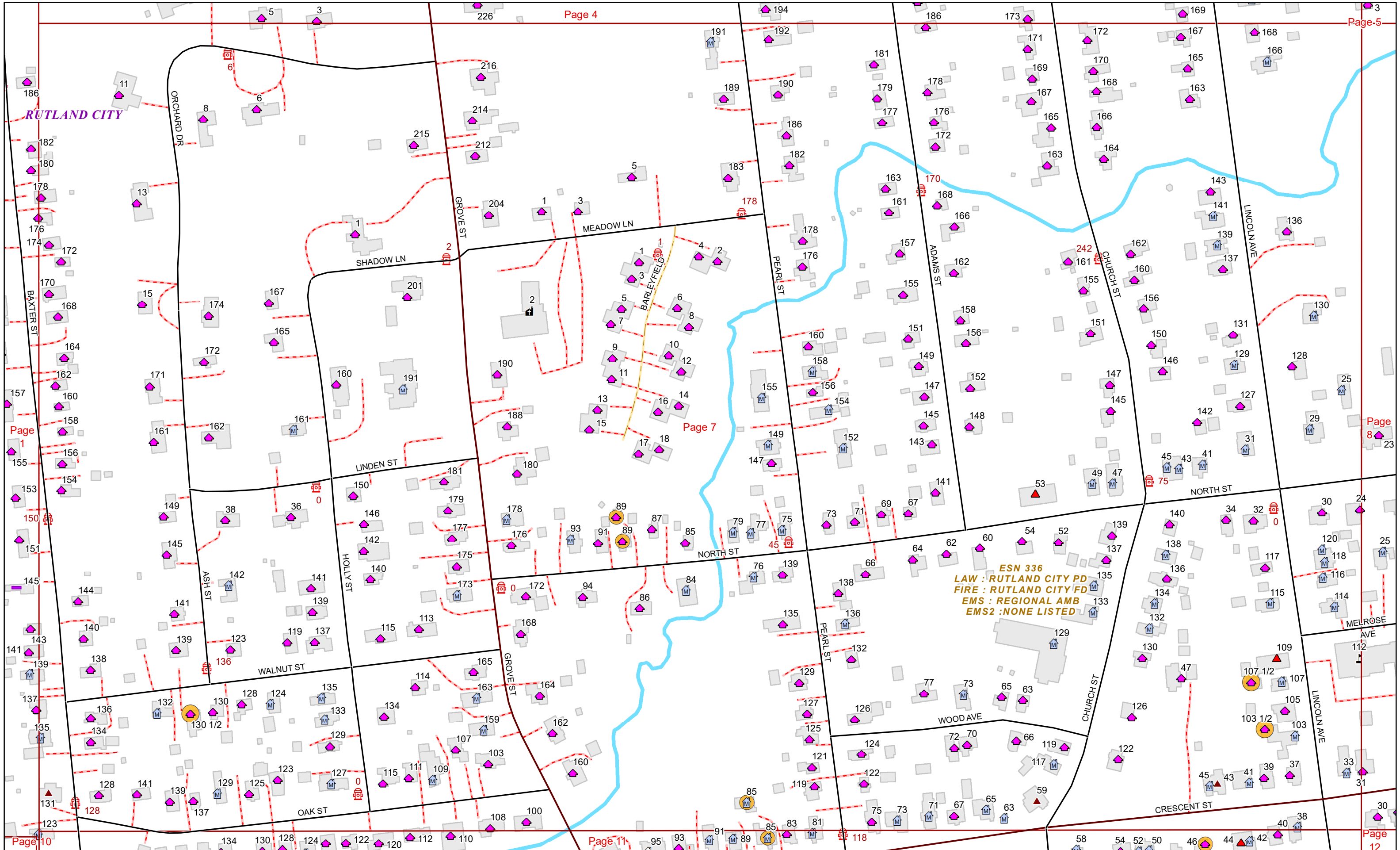
RUTLAND TOWN

ESN 220
LAW : RUTLAND VSP
FIRE : RUTLAND TOWN FD
EMS : REGIONAL AMB
EMS2 : NONE LISTED

RUTLAND CITY

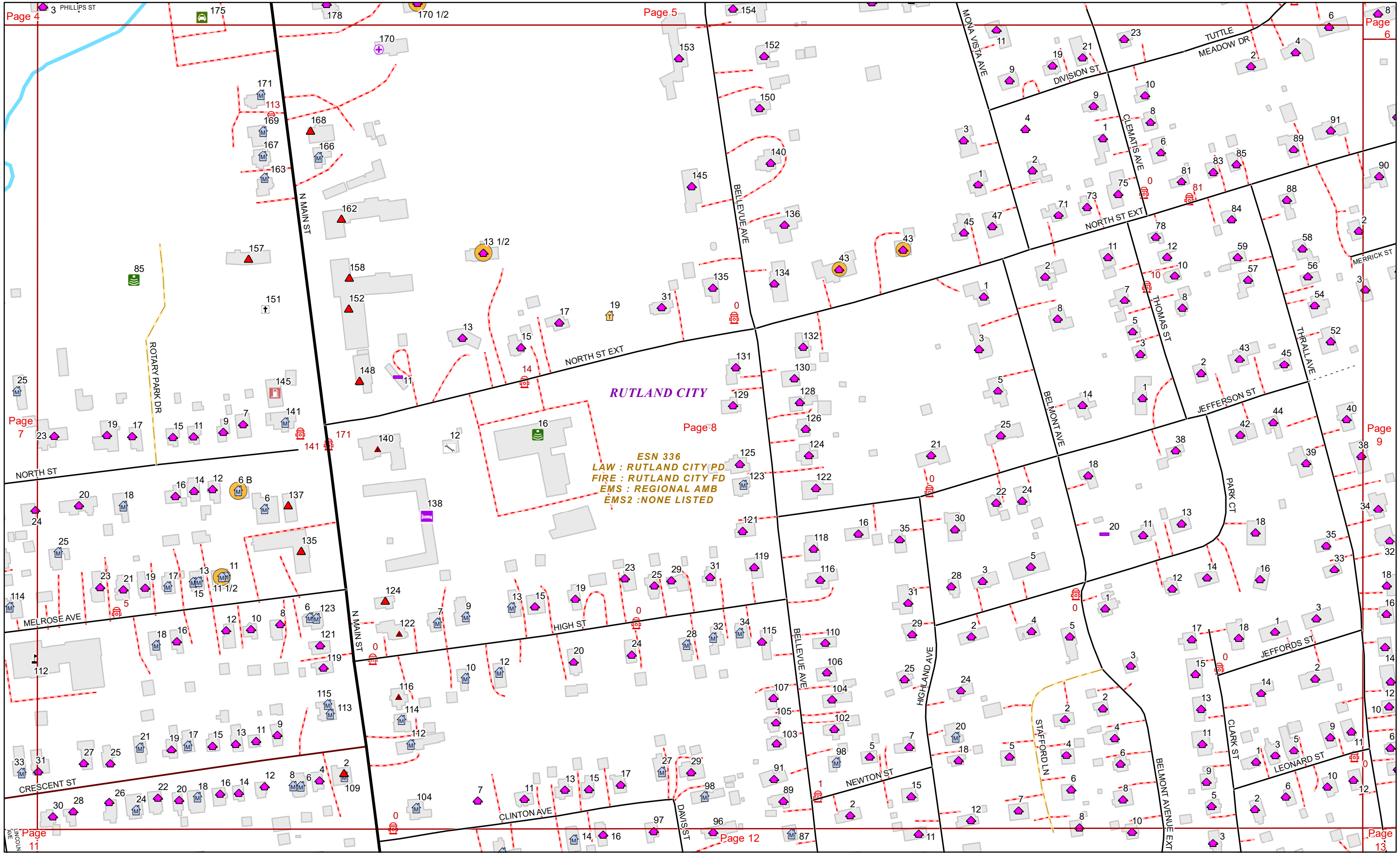
RUTLAND CITY
ESN 336
LAW : RUTLAND CITY PD
FIRE : RUTLAND CITY FD
EMS : REGIONAL AMB
EMS2 : NONE LISTED





ESN 336
LAW : RUTLAND CITY PD
FIRE : RUTLAND CITY FD
EMS : REGIONAL AMB
EMS2 : NONE LISTED

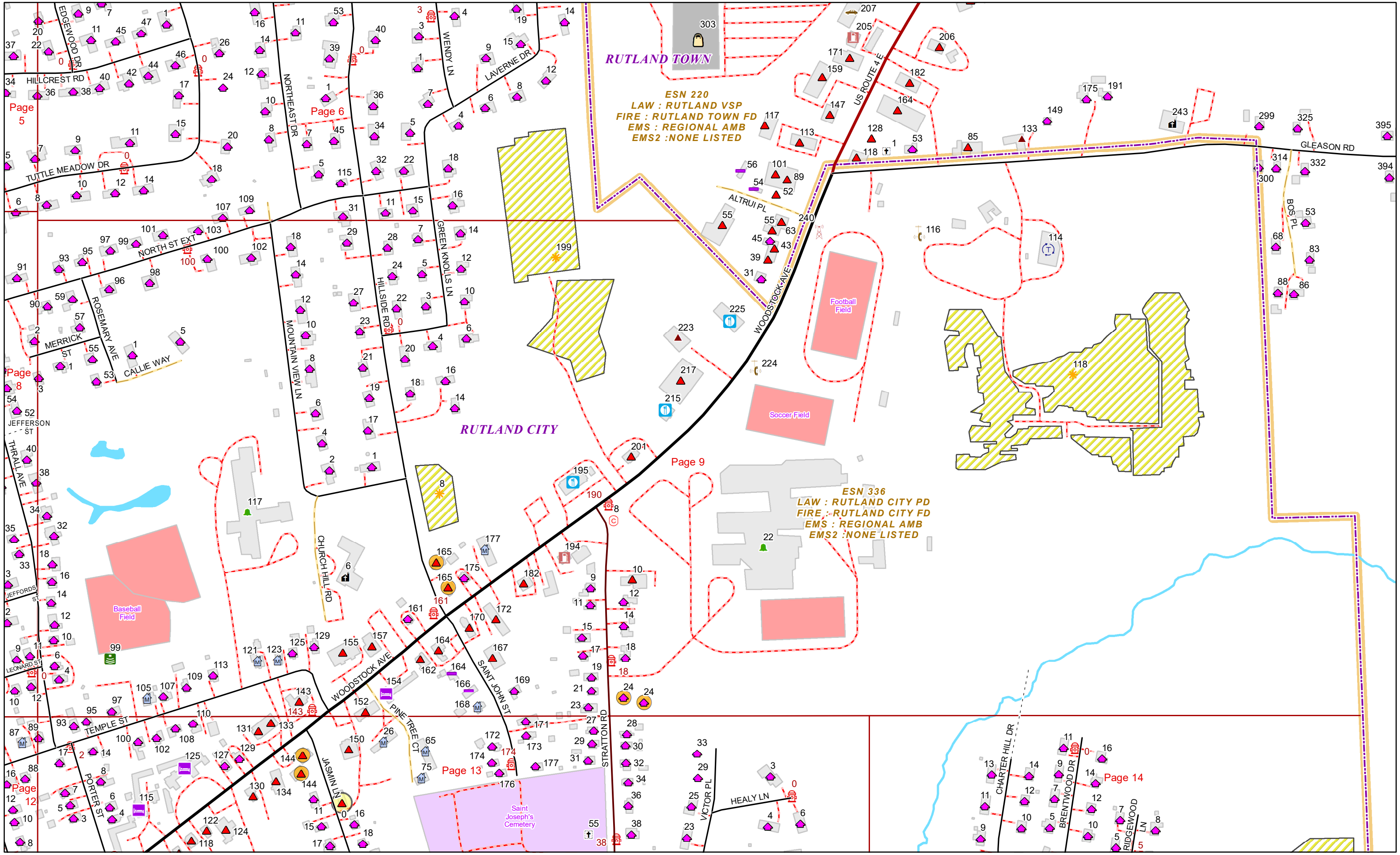




RUTLAND CITY

ESN 336
LAW : RUTLAND CITY PD
FIRE : RUTLAND CITY FD
EMS : REGIONAL AMB
EMS2 : NONE LISTED





RUTLAND TOWN

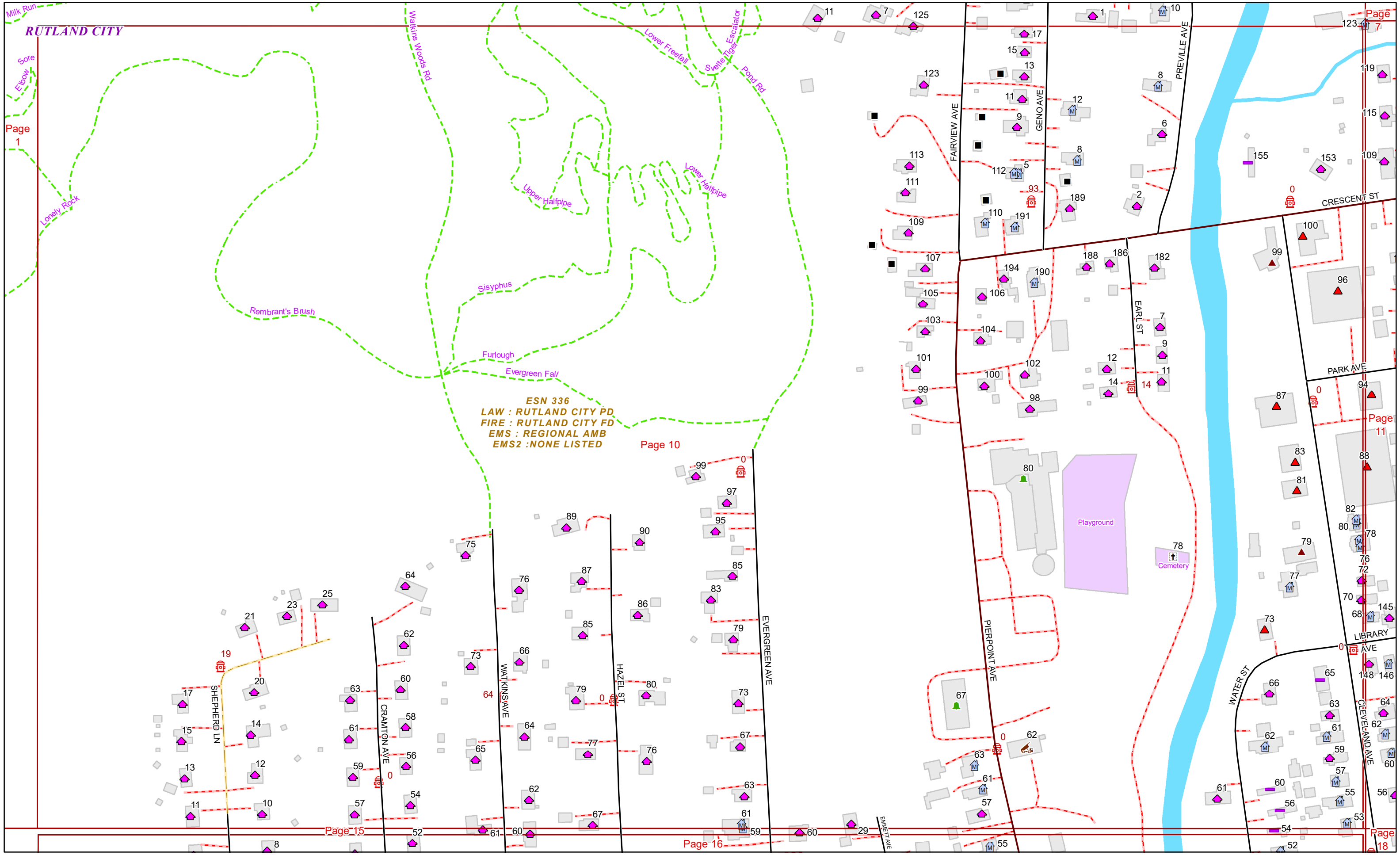
ESN 220
LAW : RUTLAND VSP
FIRE : RUTLAND TOWN FD
EMS : REGIONAL AMB
EMS2 : NONE LISTED

RUTLAND CITY

ESN 336
LAW : RUTLAND CITY PD
FIRE : RUTLAND CITY FD
EMS : REGIONAL AMB
EMS2 : NONE LISTED

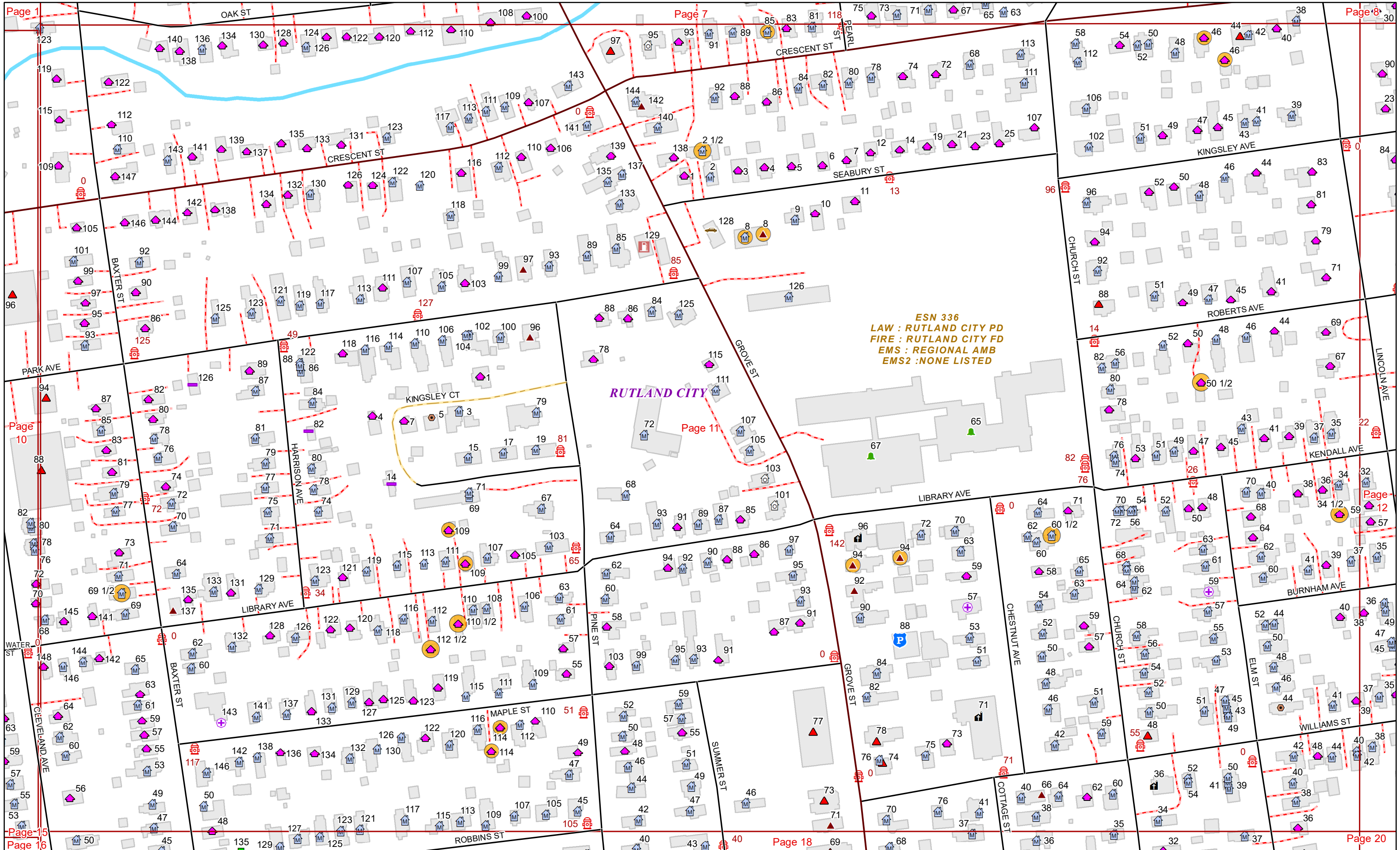
Saint Joseph's Cemetery





ESN 336
LAW : RUTLAND CITY PD
FIRE : RUTLAND CITY FD
EMS : REGIONAL AMB
EMS2 : NONE LISTED

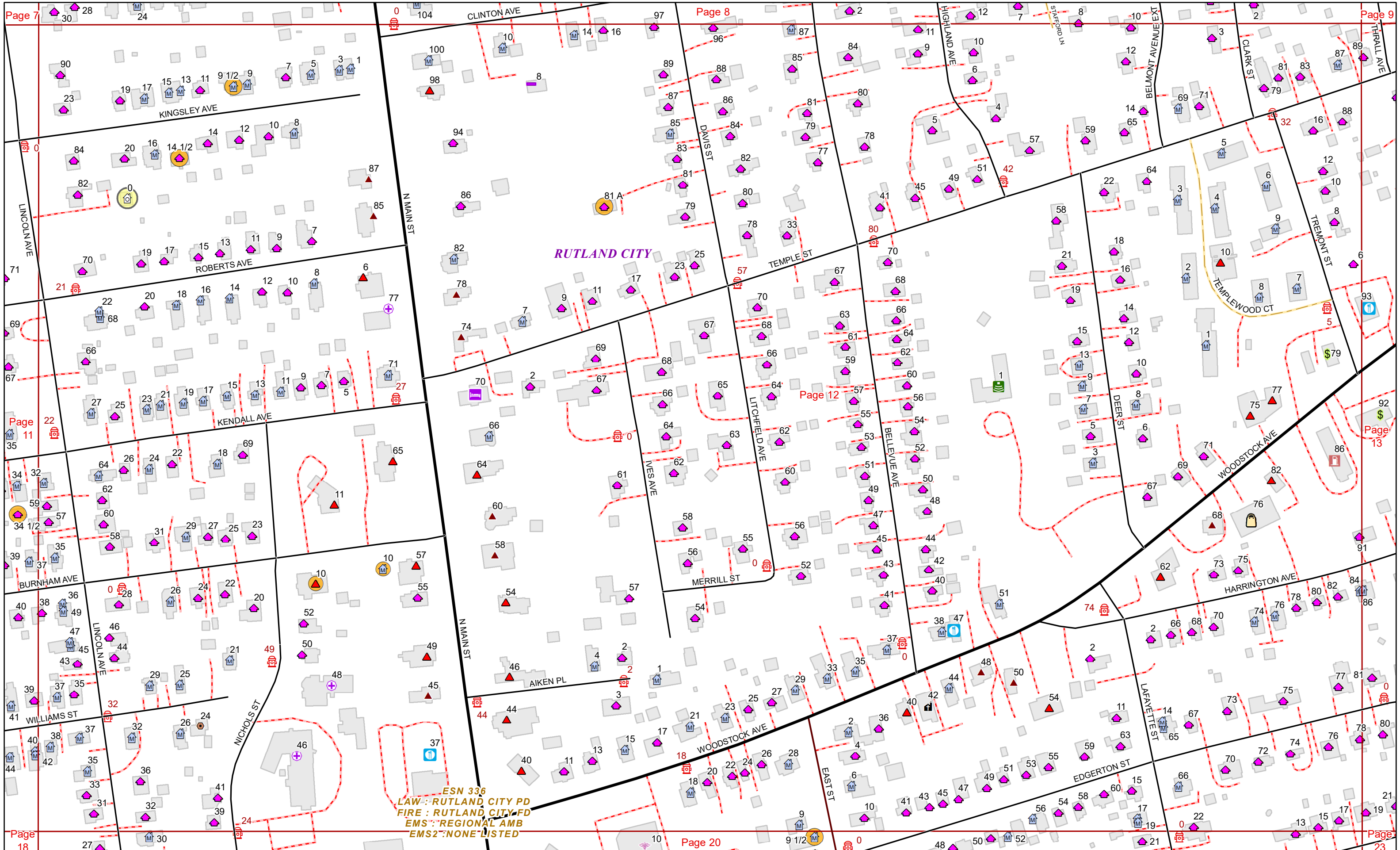


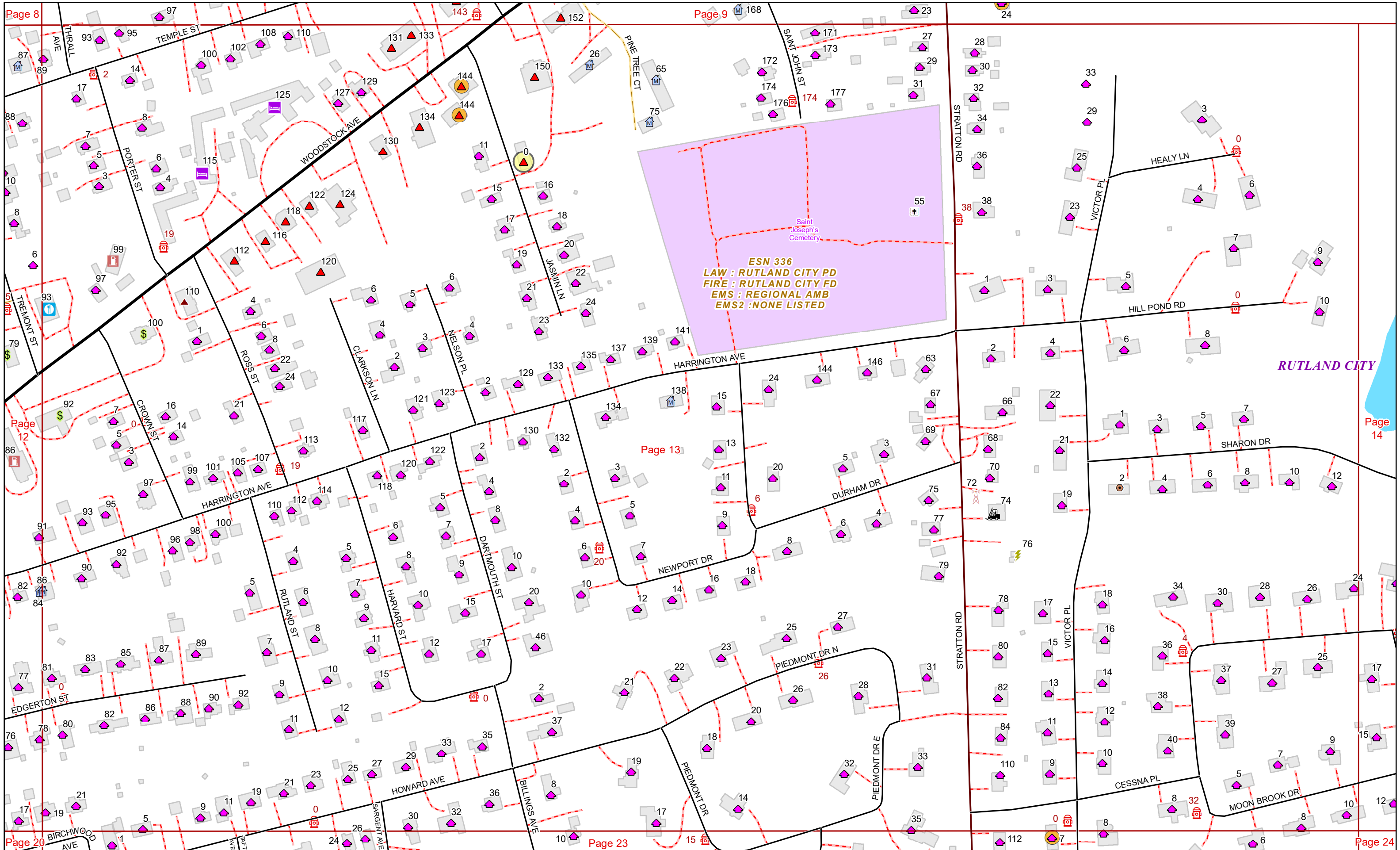


ESN 336
LAW : RUTLAND CITY PD
FIRE : RUTLAND CITY FD
EMS : REGIONAL AMB
EMS2 : NONE LISTED

RUTLAND CITY

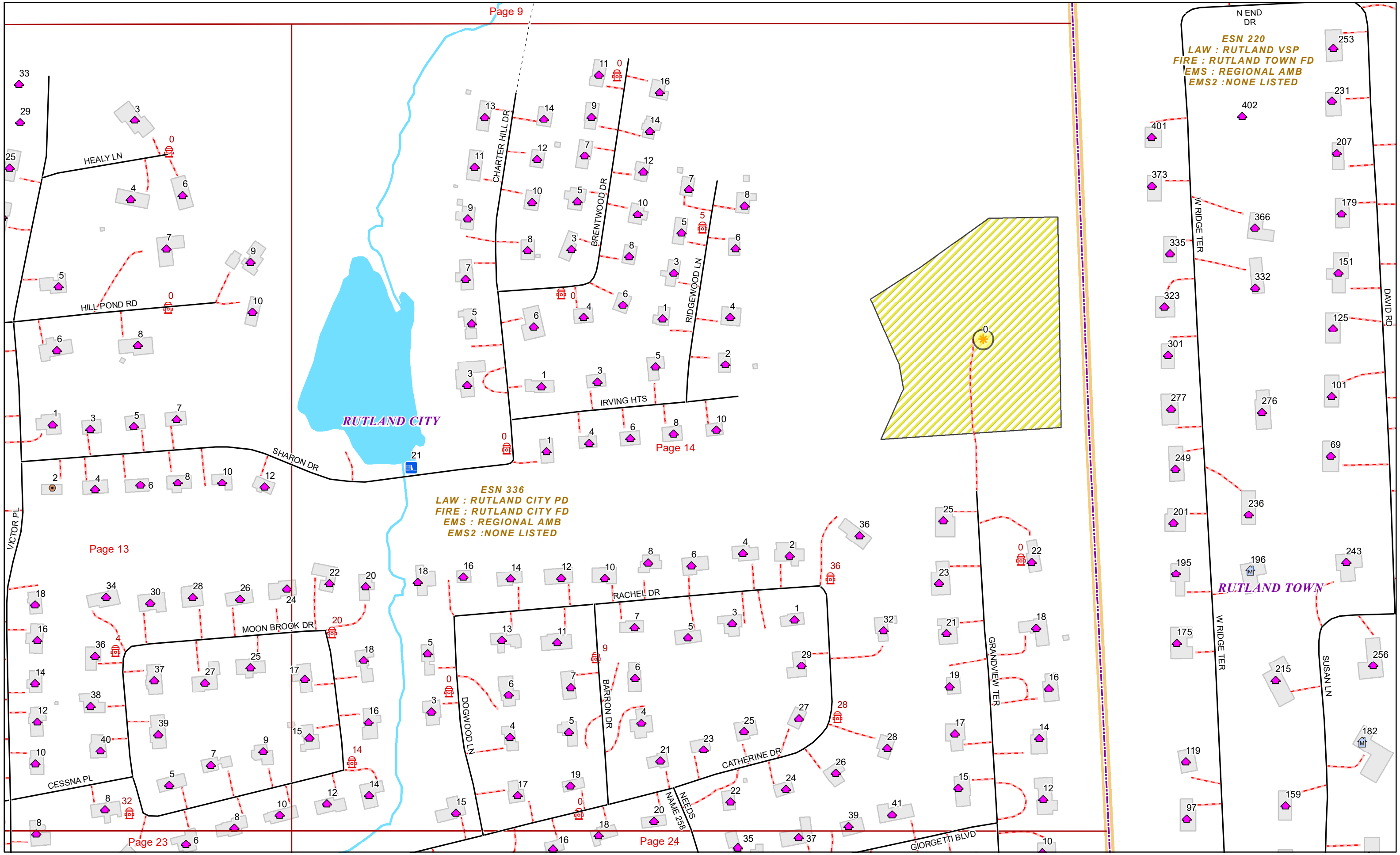






ESN 336
LAW : RUTLAND CITY PD
FIRE : RUTLAND CITY FD
EMS : REGIONAL AMB
EMS2 : NONE LISTED





Page 9

Page 14

Page 13

Page 23

Page 24

ESN 336
 LAW : RUTLAND CITY PD
 FIRE : RUTLAND CITY FD
 EMS : REGIONAL AMB
 EMS2 : NONE LISTED

ESN 220
 LAW : RUTLAND VSP
 FIRE : RUTLAND TOWN FD
 EMS : REGIONAL AMB
 EMS2 : NONE LISTED



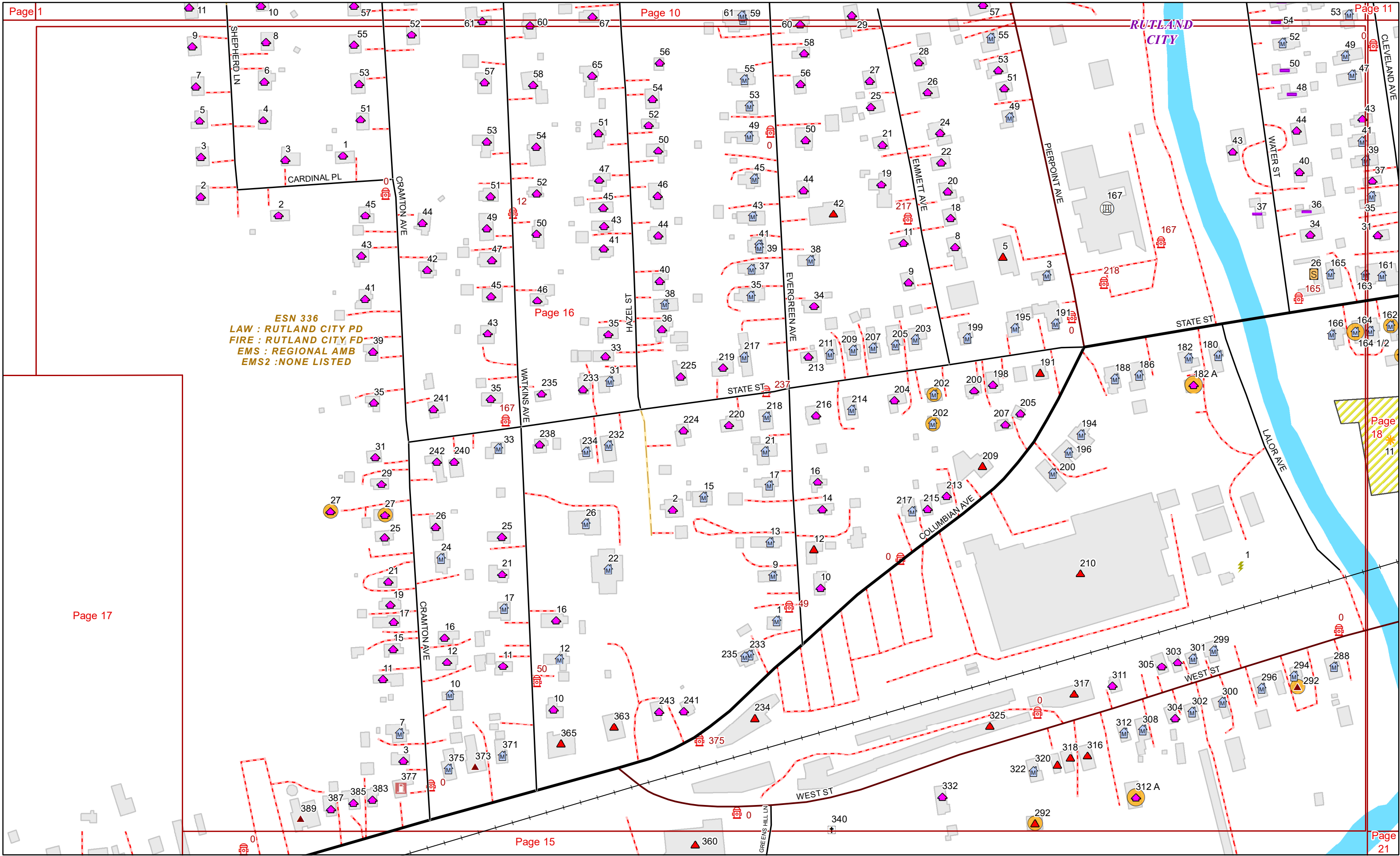
ESN 336
 LAW : RUTLAND CITY PD
 FIRE : RUTLAND CITY FD
 EMS : REGIONAL AMB
 EMS2 : NONE LISTED

RUTLAND CITY

ESN 220
 LAW : RUTLAND VSP
 FIRE : RUTLAND TOWN FD
 EMS : REGIONAL AMB
 EMS2 : NONE LISTED

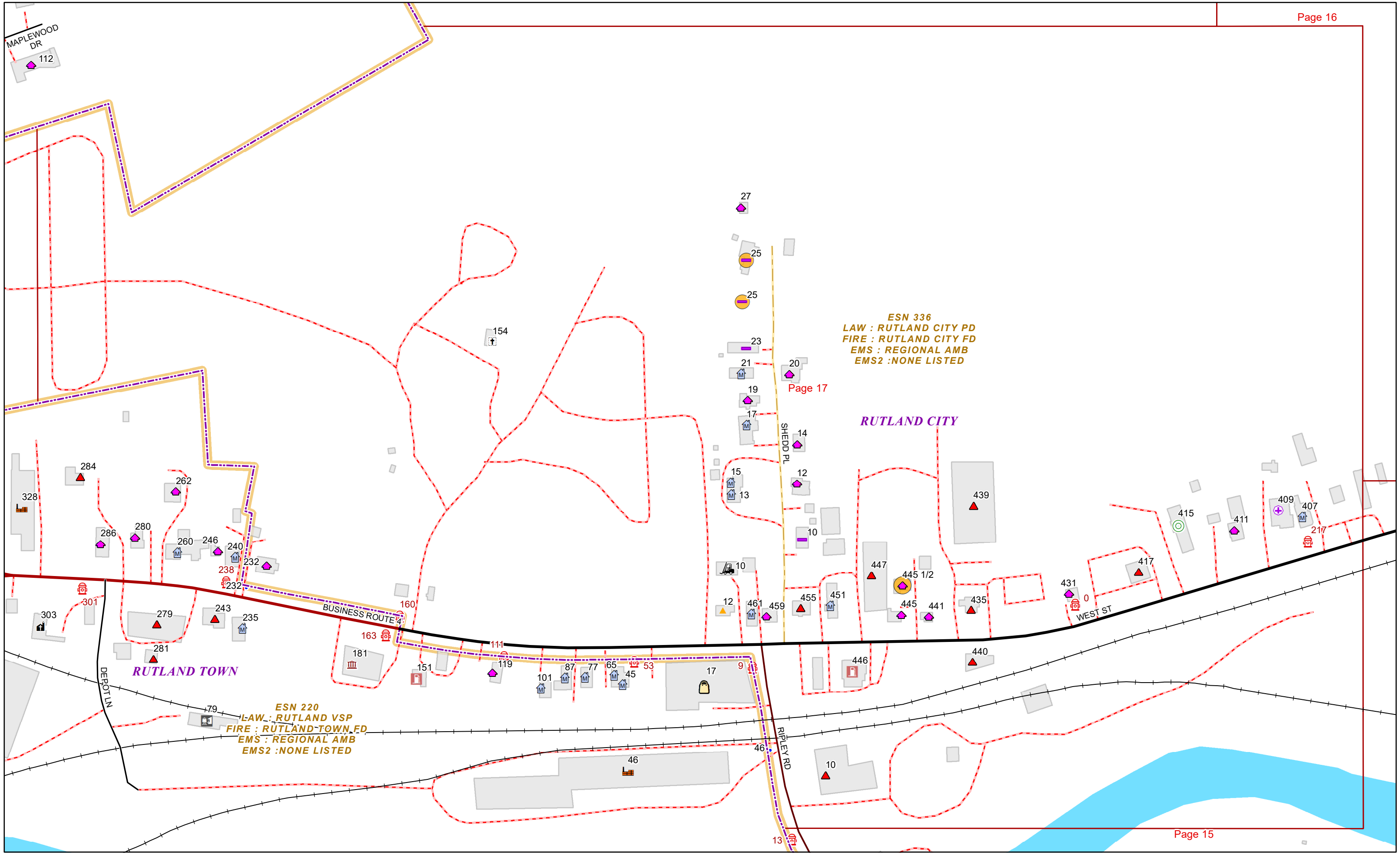
RUTLAND TOWN

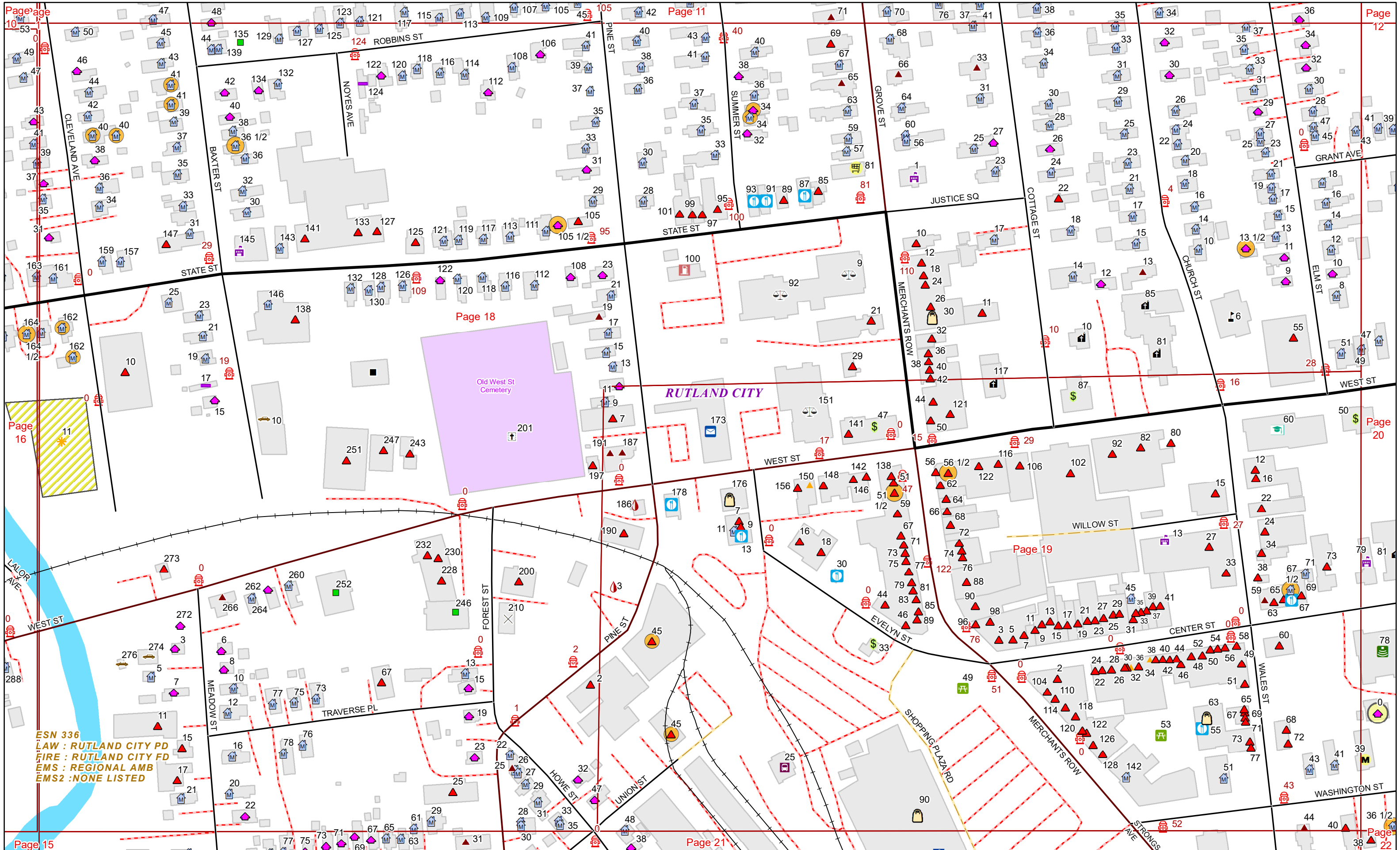




ESN 336
LAW : RUTLAND CITY PD
FIRE : RUTLAND CITY FD
EMS : REGIONAL AMB
EMS2 : NONE LISTED

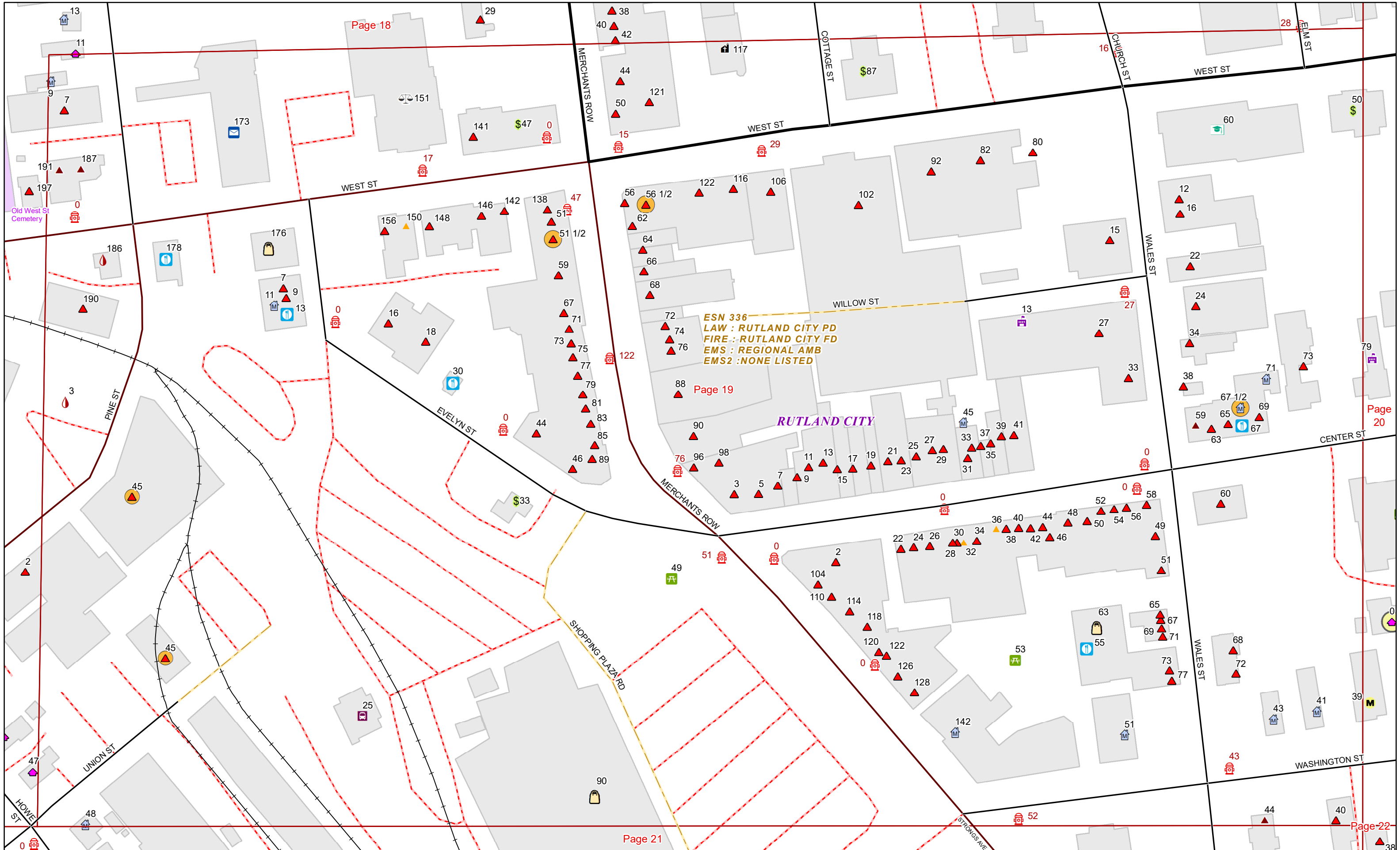






ESN 336
LAW : RUTLAND CITY PD
FIRE : RUTLAND CITY FD
EMS : REGIONAL AMB
EMS2 : NONE LISTED

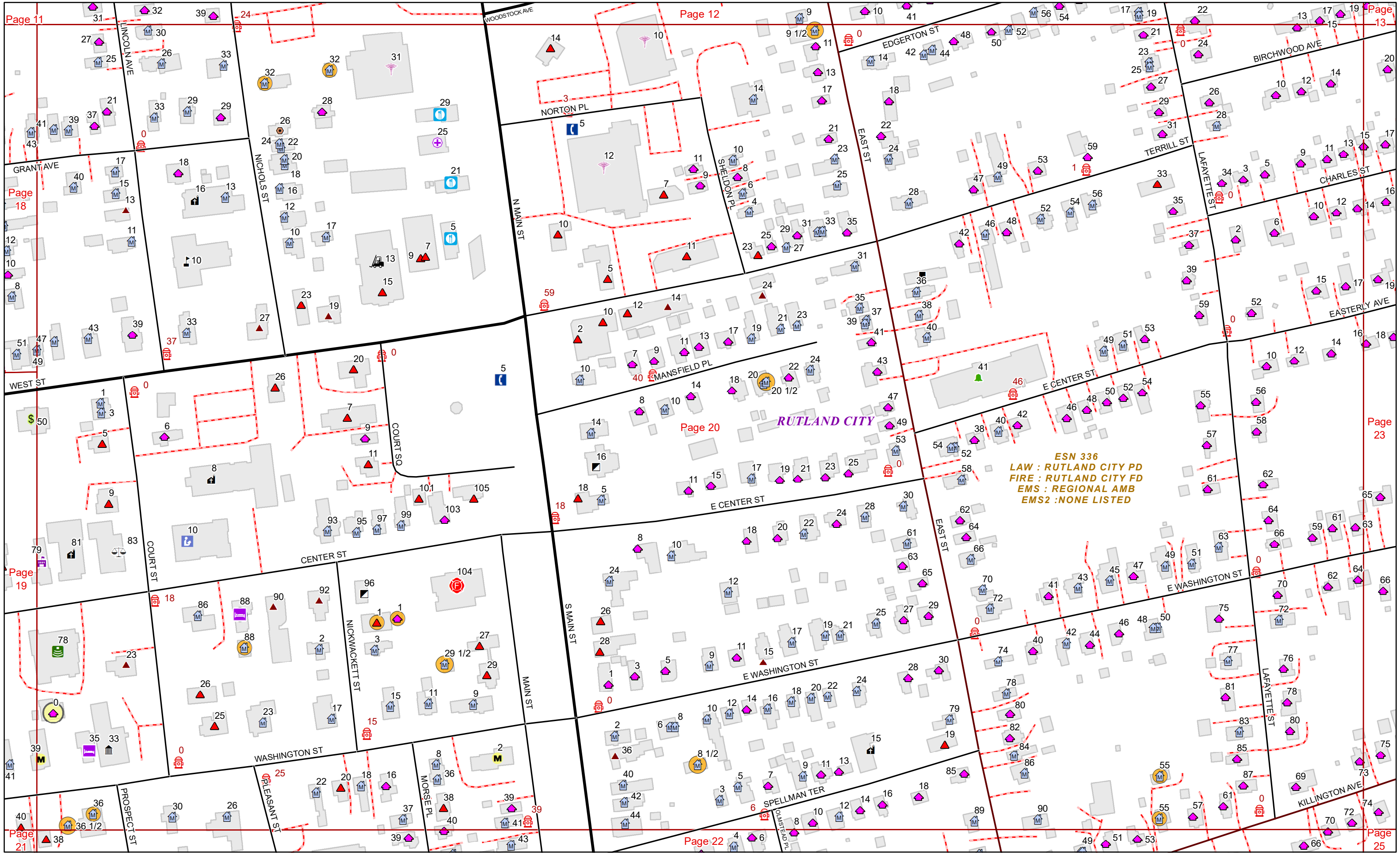


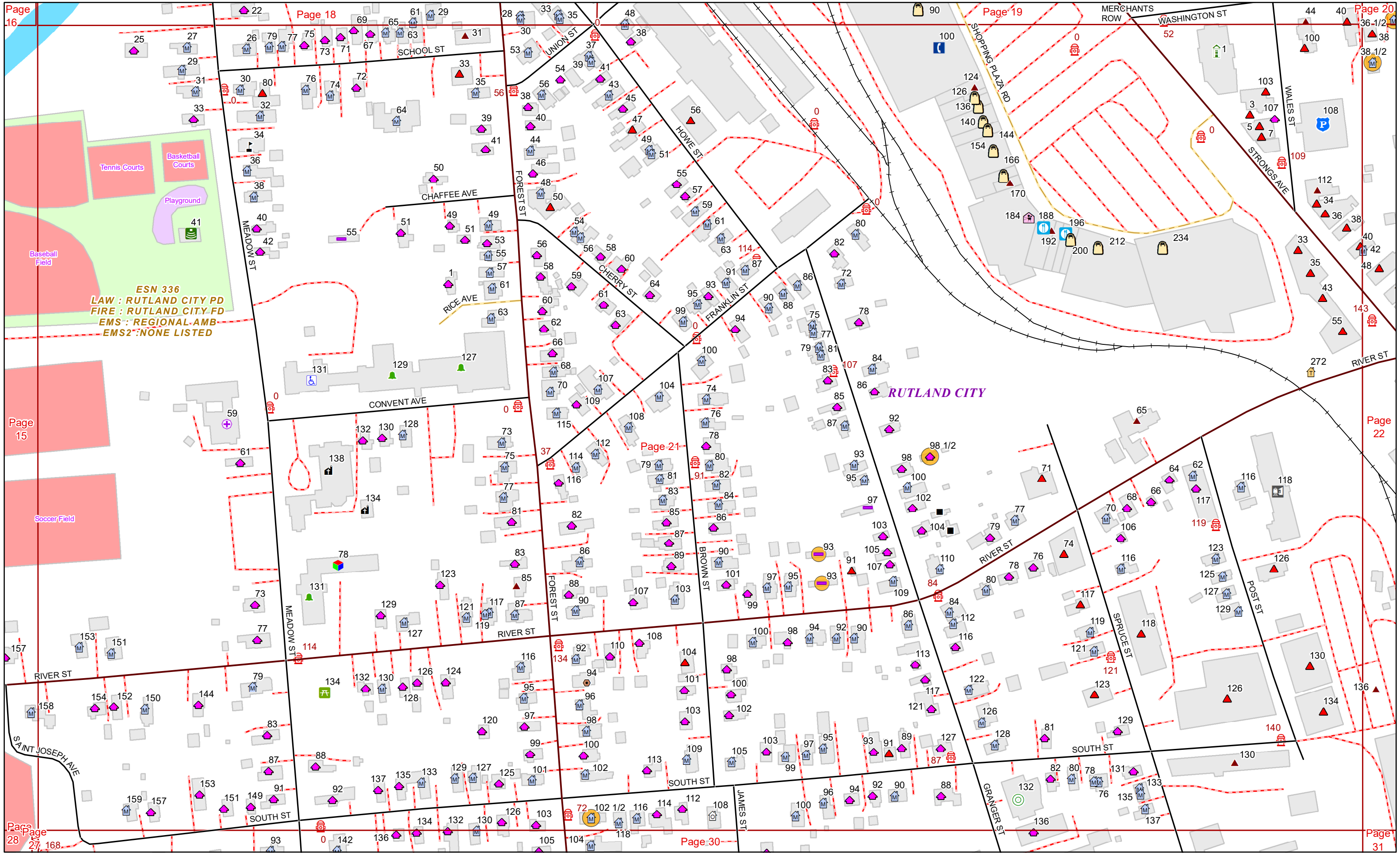


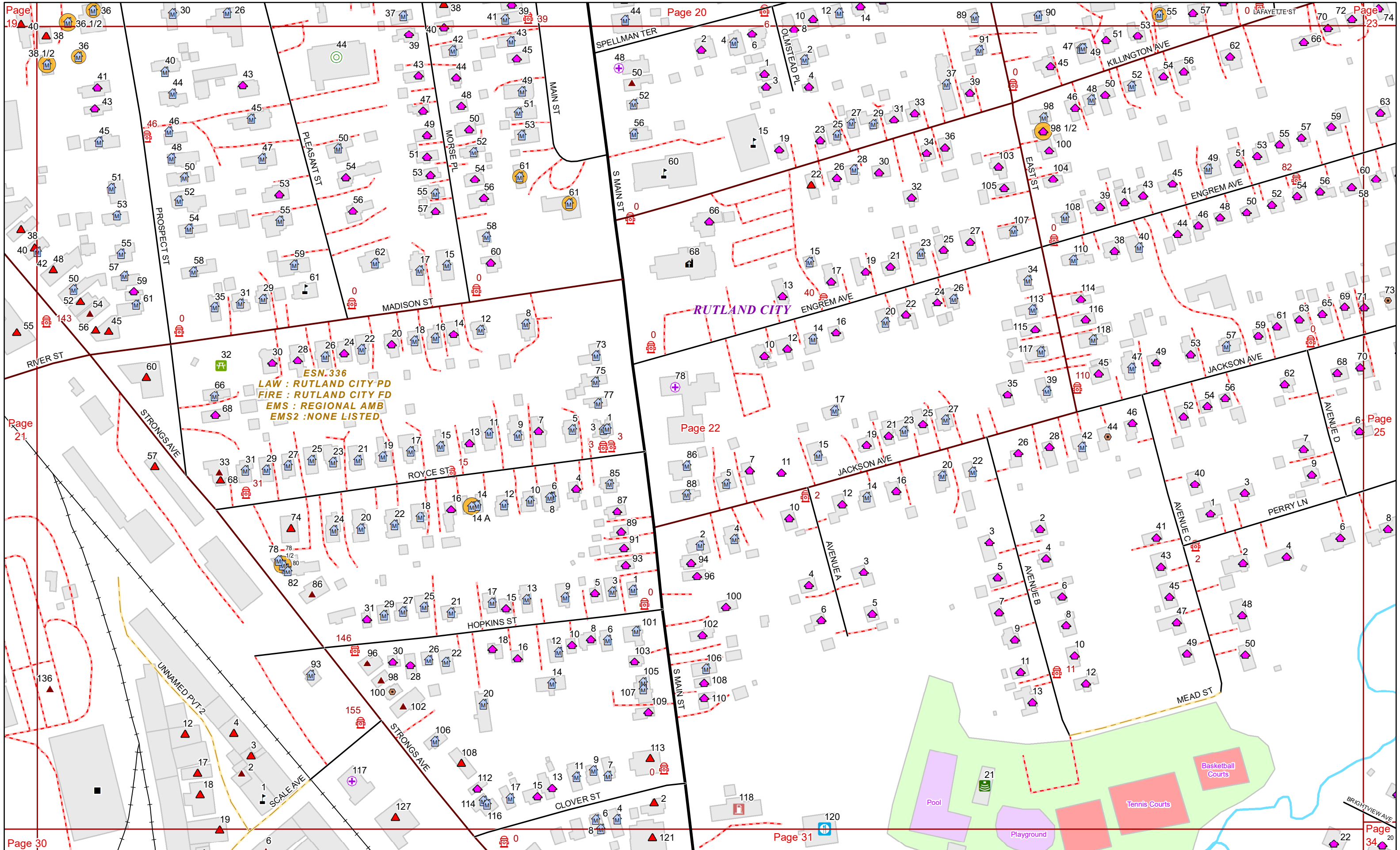
ESN 336
LAW : RUTLAND CITY PD
FIRE : RUTLAND CITY FD
EMS : REGIONAL AMB
EMS2 : NONE LISTED

RUTLAND CITY



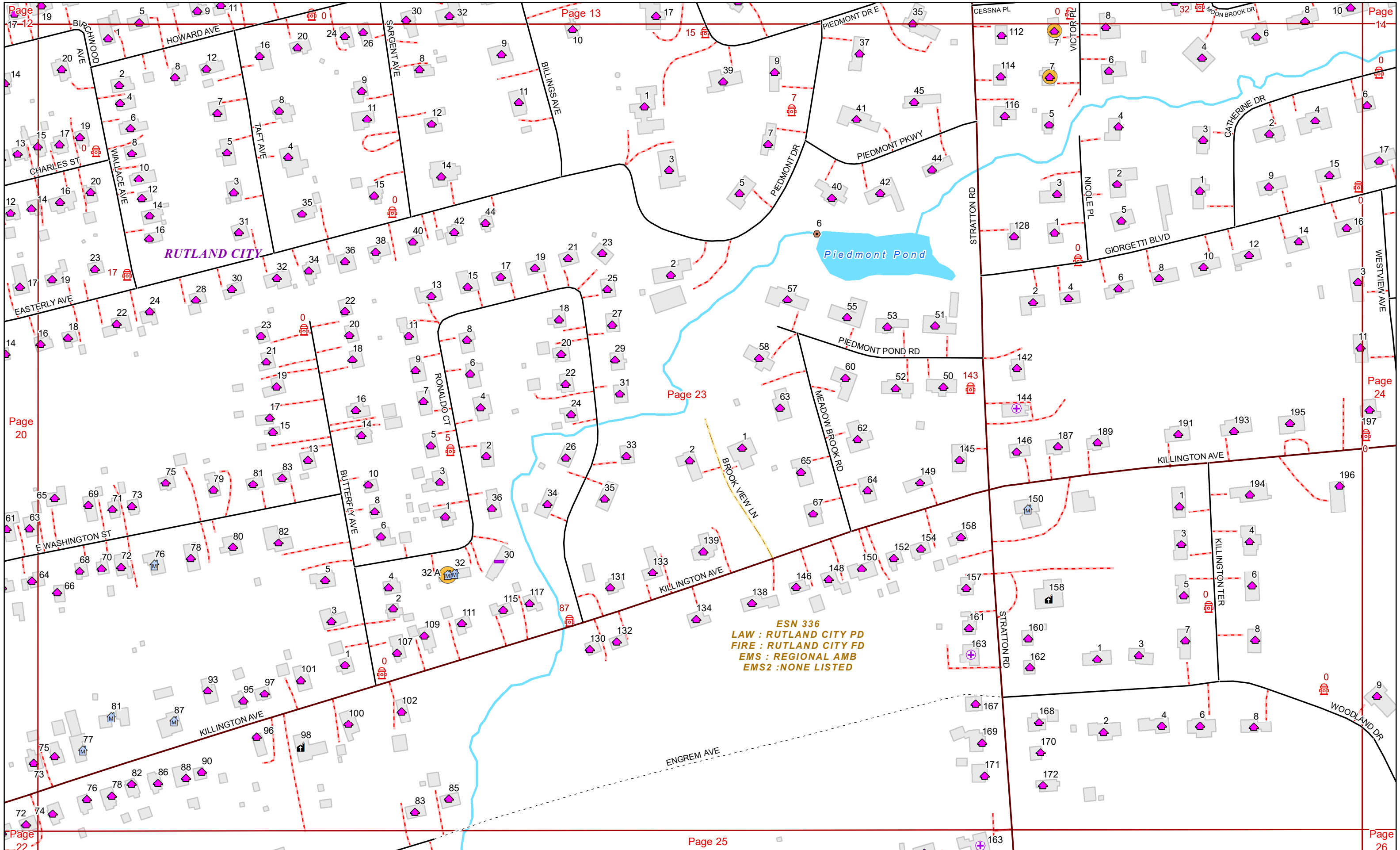






ESN. 336
LAW : RUTLAND CITY PD
FIRE : RUTLAND CITY FD
EMS : REGIONAL AMB
EMS2 : NONE LISTED







ESN 336
LAW : RUTLAND CITY PD
FIRE : RUTLAND CITY FD
EMS : REGIONAL AMB
EMS2 : NONE LISTED

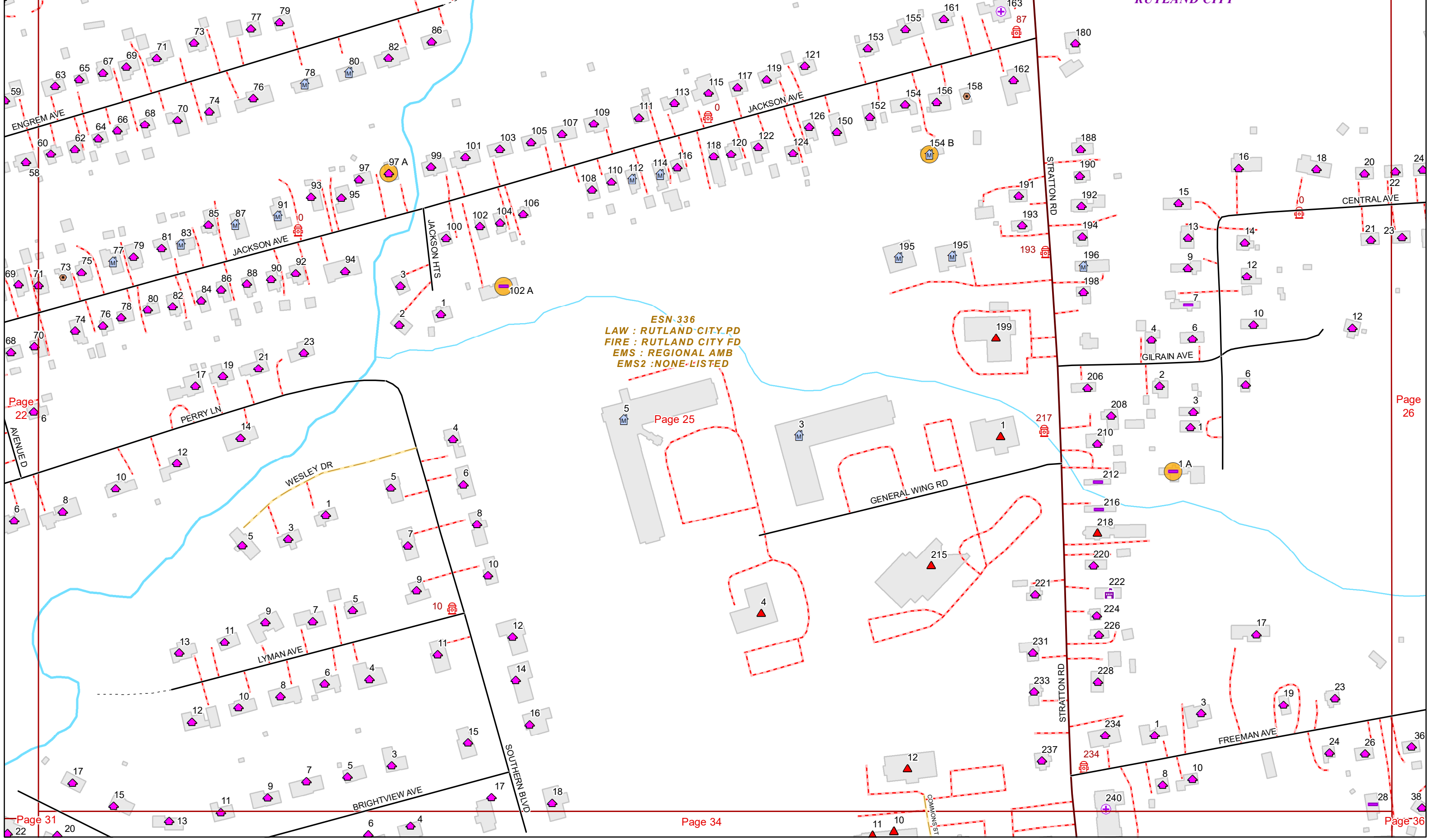
ESN 220
LAW : RUTLAND VSP
FIRE : RUTLAND TOWN FD
EMS : REGIONAL AMB
EMS2 : NONE LISTED

RUTLAND CITY

RUTLAND TOWN



RUTLAND CITY



ELMWOOD DR

WODLAND DR

SONIA DR

CENTRAL AVE

GILRAIN AVE

GENERAL WING RD

FREEMAN AVE

HILLTOP TER

HITZEL TER

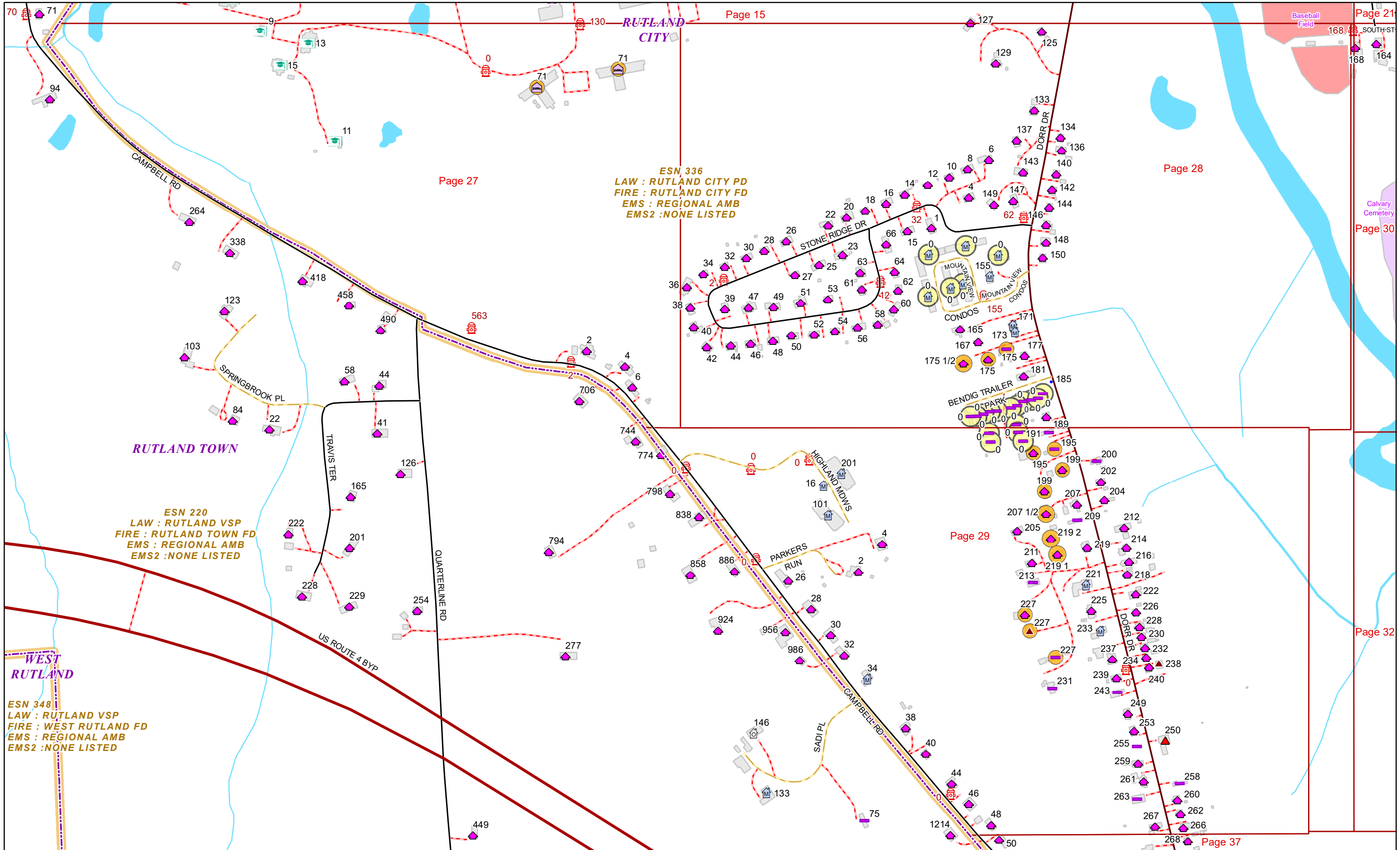
RUTLAND CITY

ESN 336
LAW : RUTLAND CITY PD
FIRE : RUTLAND CITY FD
EMS : REGIONAL AMB
EMS2 : NONE LISTED

RUTLAND TOWN

ESN 220
LAW : RUTLAND VSP
FIRE : RUTLAND TOWN FD
EMS : REGIONAL AMB
EMS2 : NONE LISTED



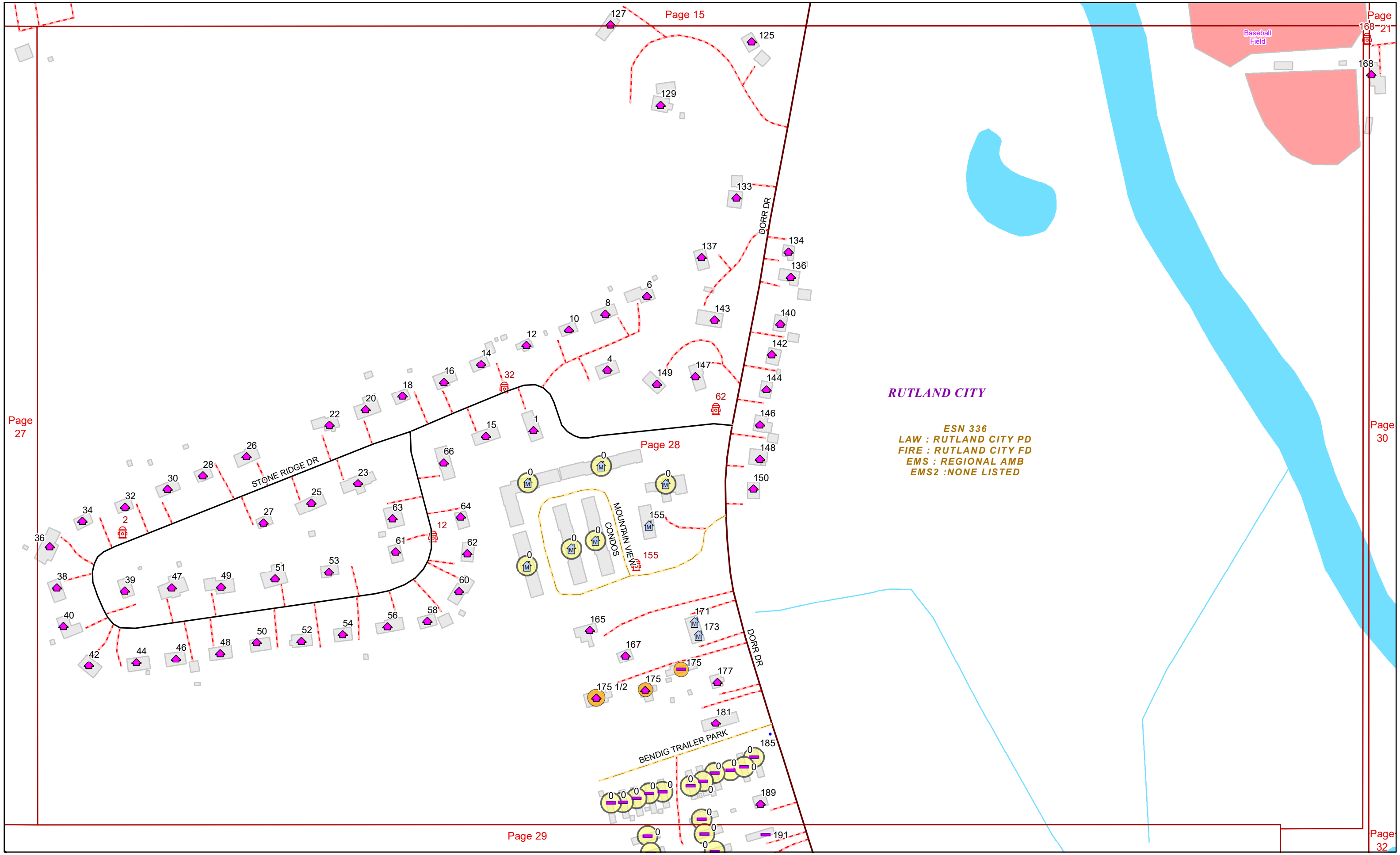


ESN 336
LAW : RUTLAND CITY PD
FIRE : RUTLAND CITY FD
EMS : REGIONAL AMB
EMS2 : NONE LISTED

ESN 220
LAW : RUTLAND VSP
FIRE : RUTLAND TOWN FD
EMS : REGIONAL AMB
EMS2 : NONE LISTED

ESN 348
LAW : RUTLAND VSP
FIRE : WEST RUTLAND FD
EMS : REGIONAL AMB
EMS2 : NONE LISTED





Page 27

Page 15

Page 168-21

Page 30

Page 28

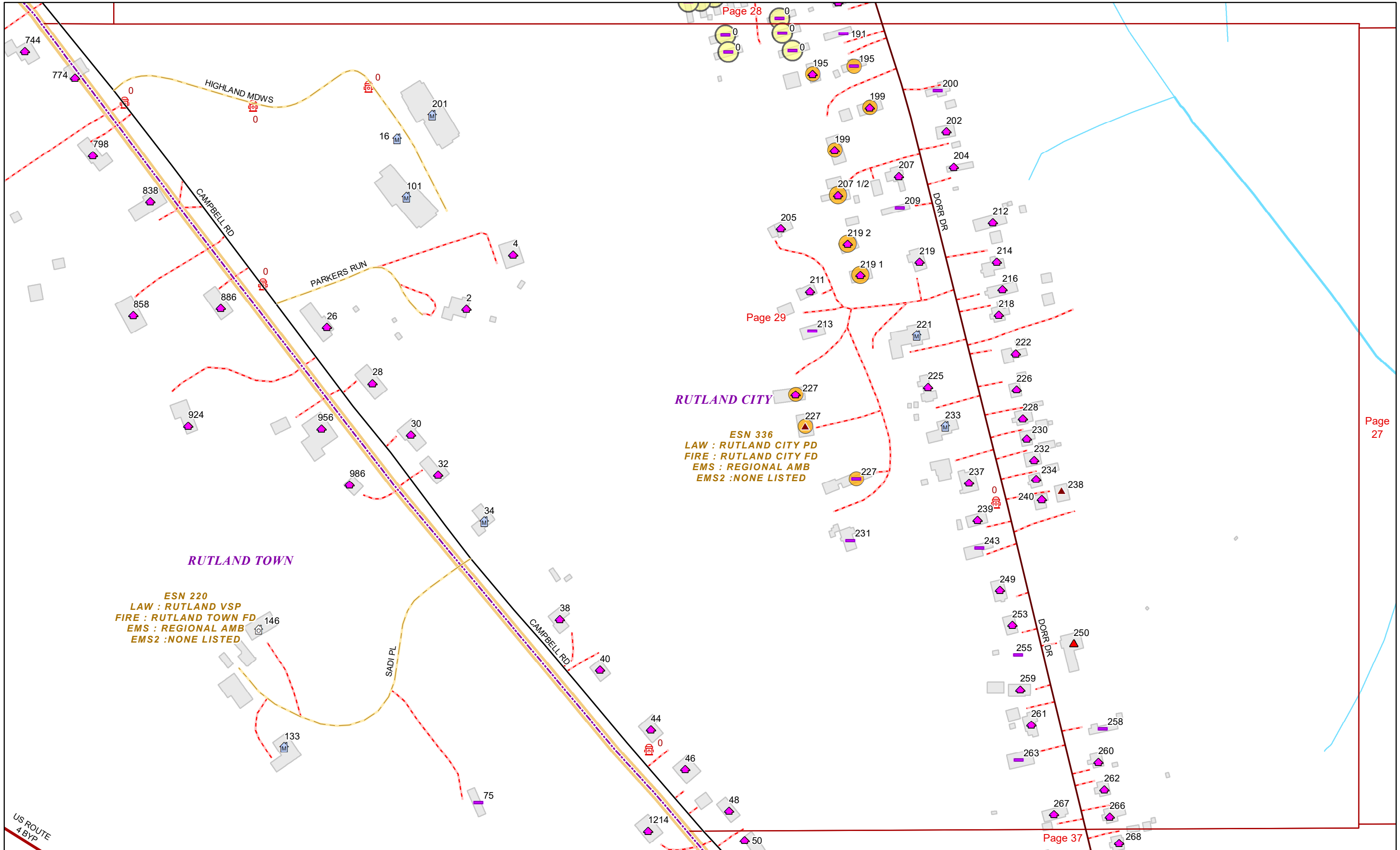
Page 29

Page 32

RUTLAND CITY

ESN 336
LAW : RUTLAND CITY PD
FIRE : RUTLAND CITY FD
EMS : REGIONAL AMB
EMS2 : NONE LISTED





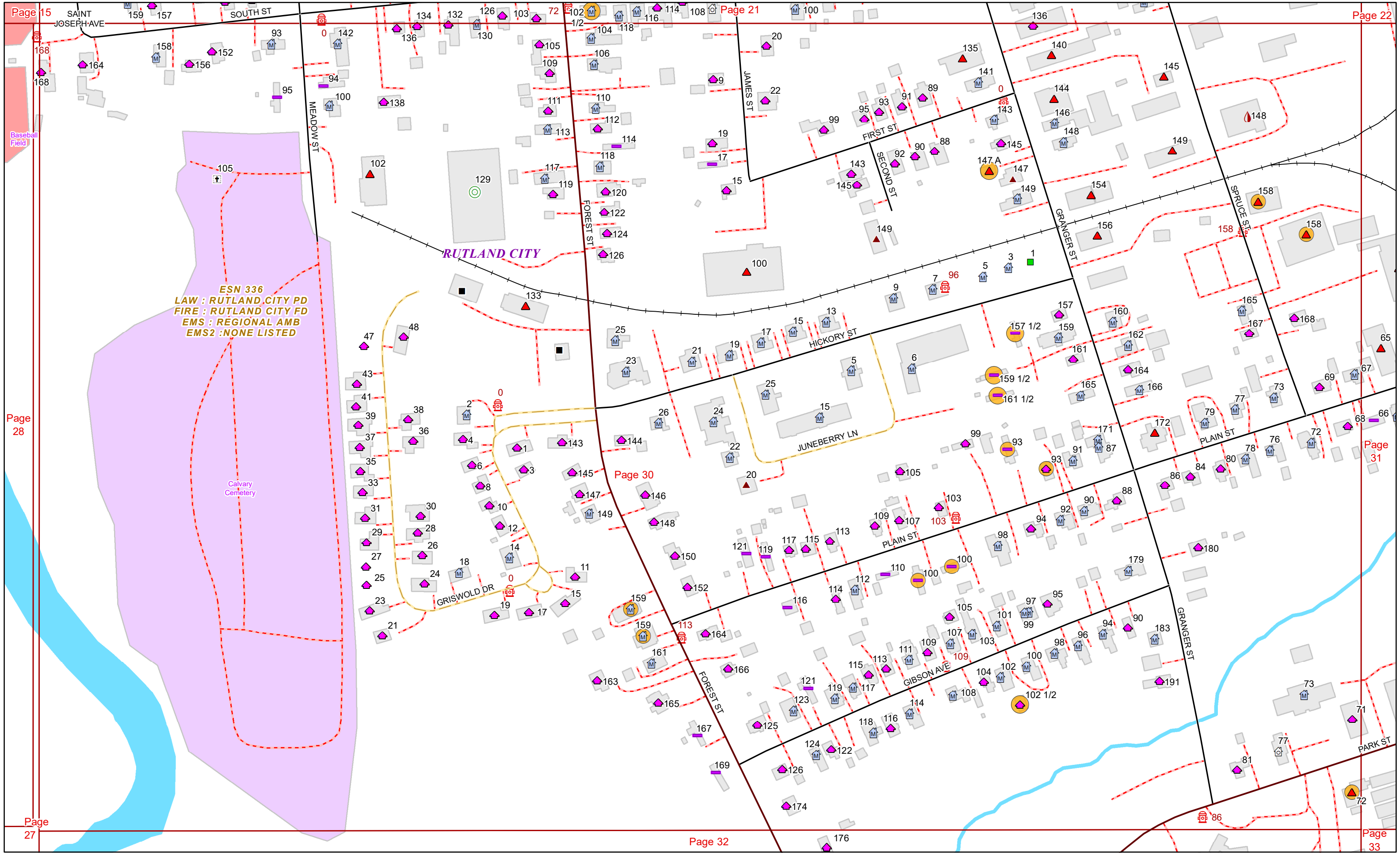
Page 28

Page 29

Page 27

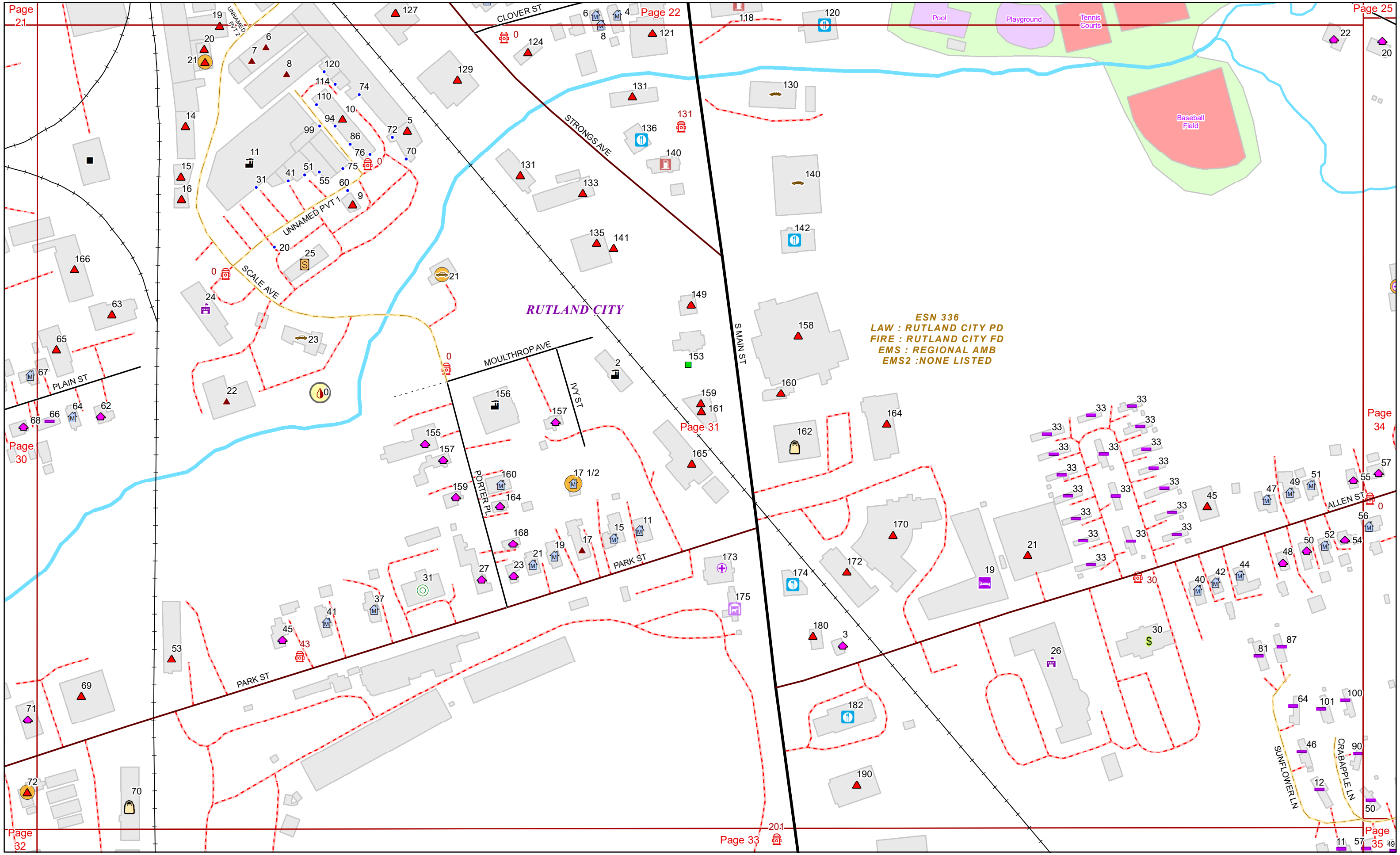
Page 37





ESN 336
LAW : RUTLAND CITY PD
FIRE : RUTLAND CITY FD
EMS : REGIONAL AMB
EMS2 : NONE LISTED





RUTLAND CITY

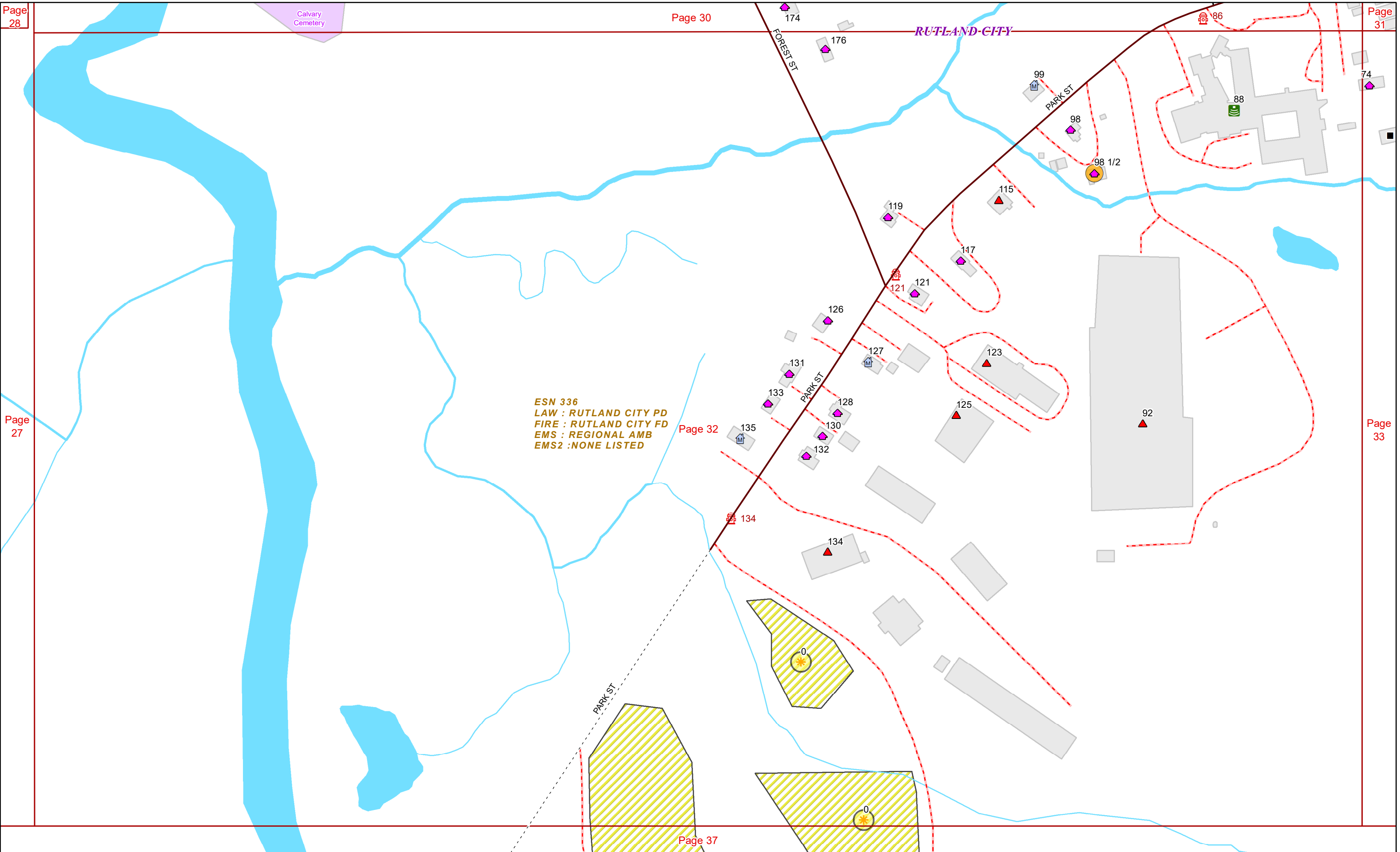
ESN 336
LAW : RUTLAND CITY PD
FIRE : RUTLAND CITY FD
EMS : REGIONAL AMB
EMS2 : NONE LISTED

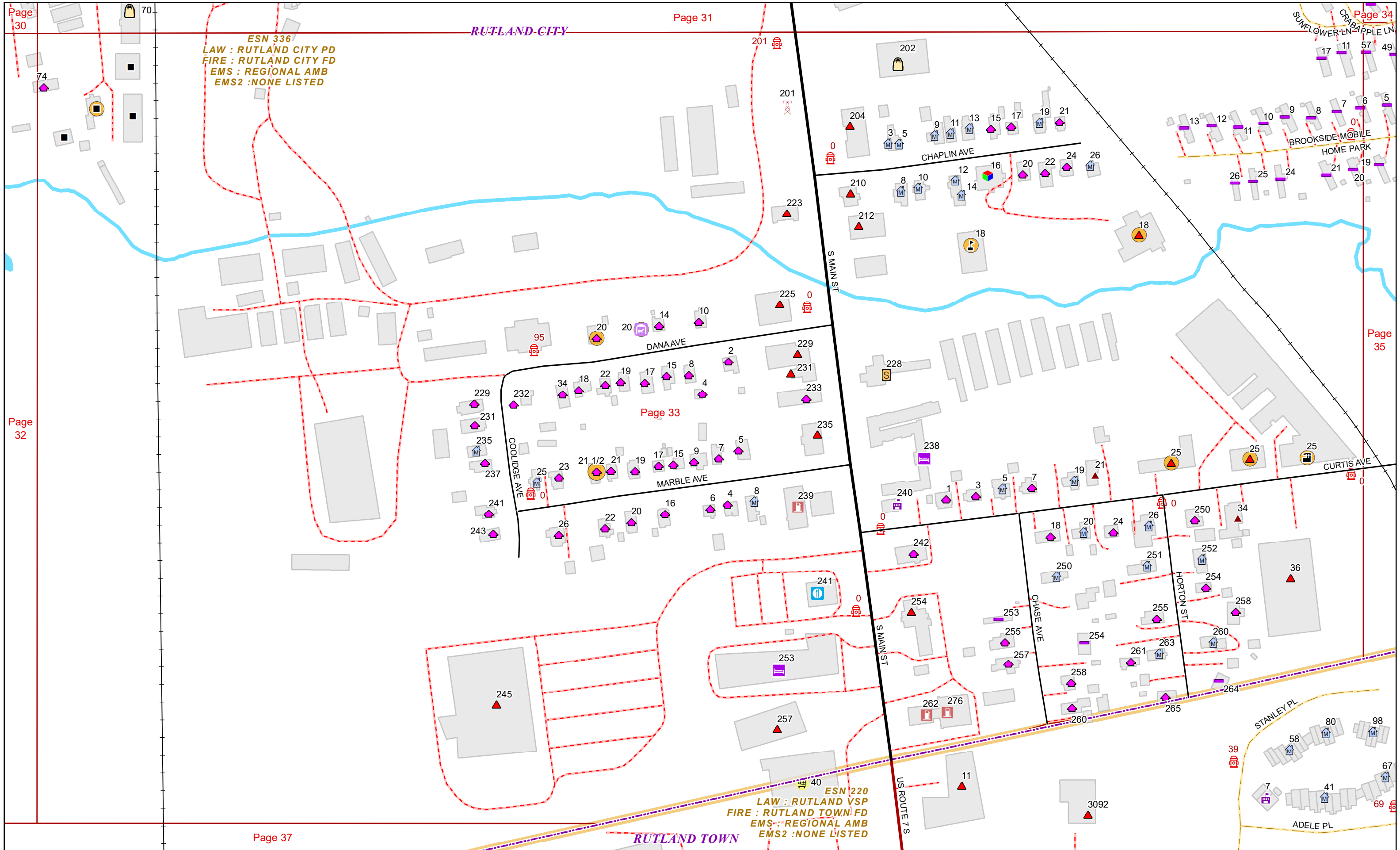


Calvary Cemetery

RUTLAND CITY

ESN 336
LAW : RUTLAND CITY PD
FIRE : RUTLAND CITY FD
EMS : REGIONAL AMB
EMS2 : NONE LISTED

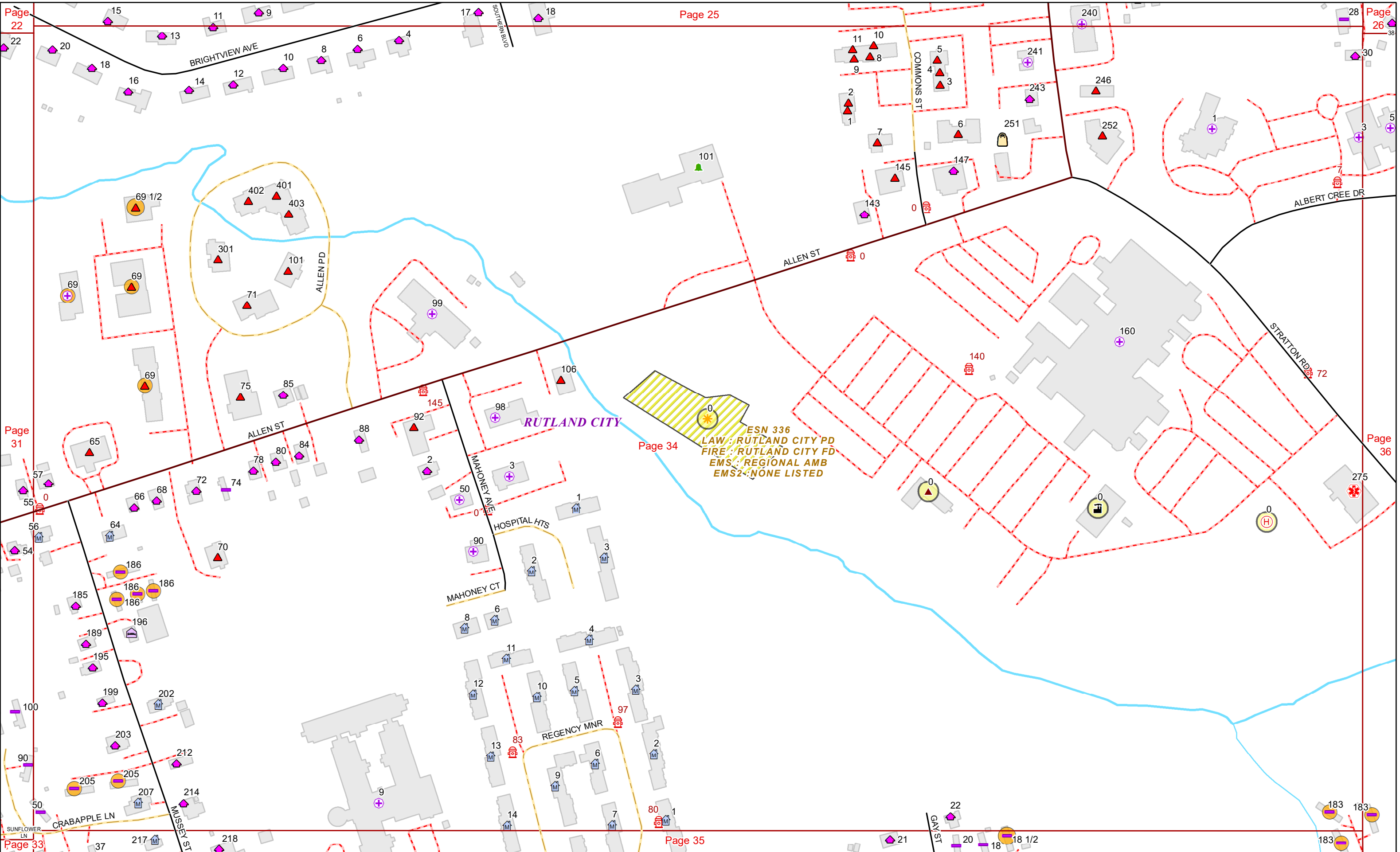


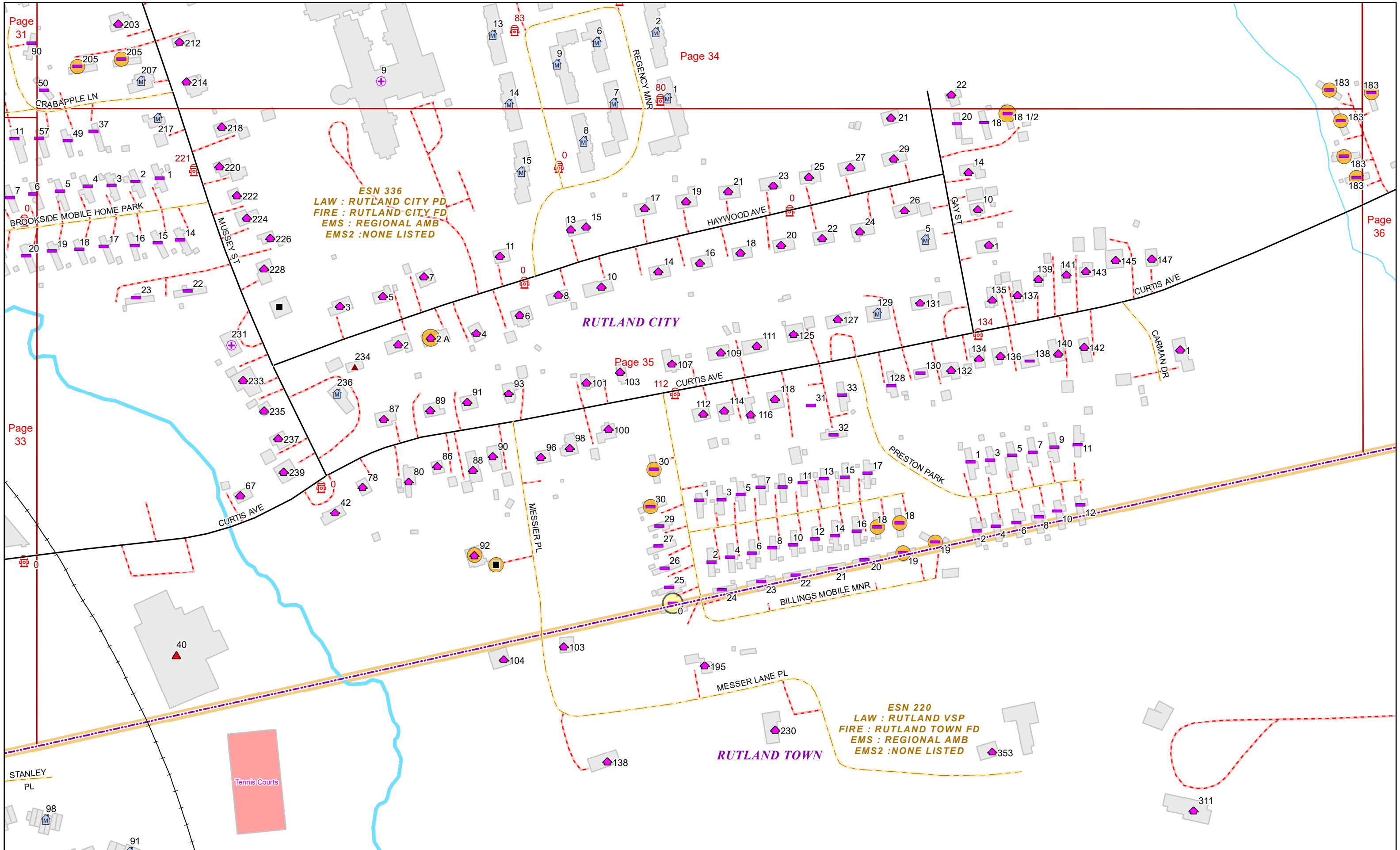


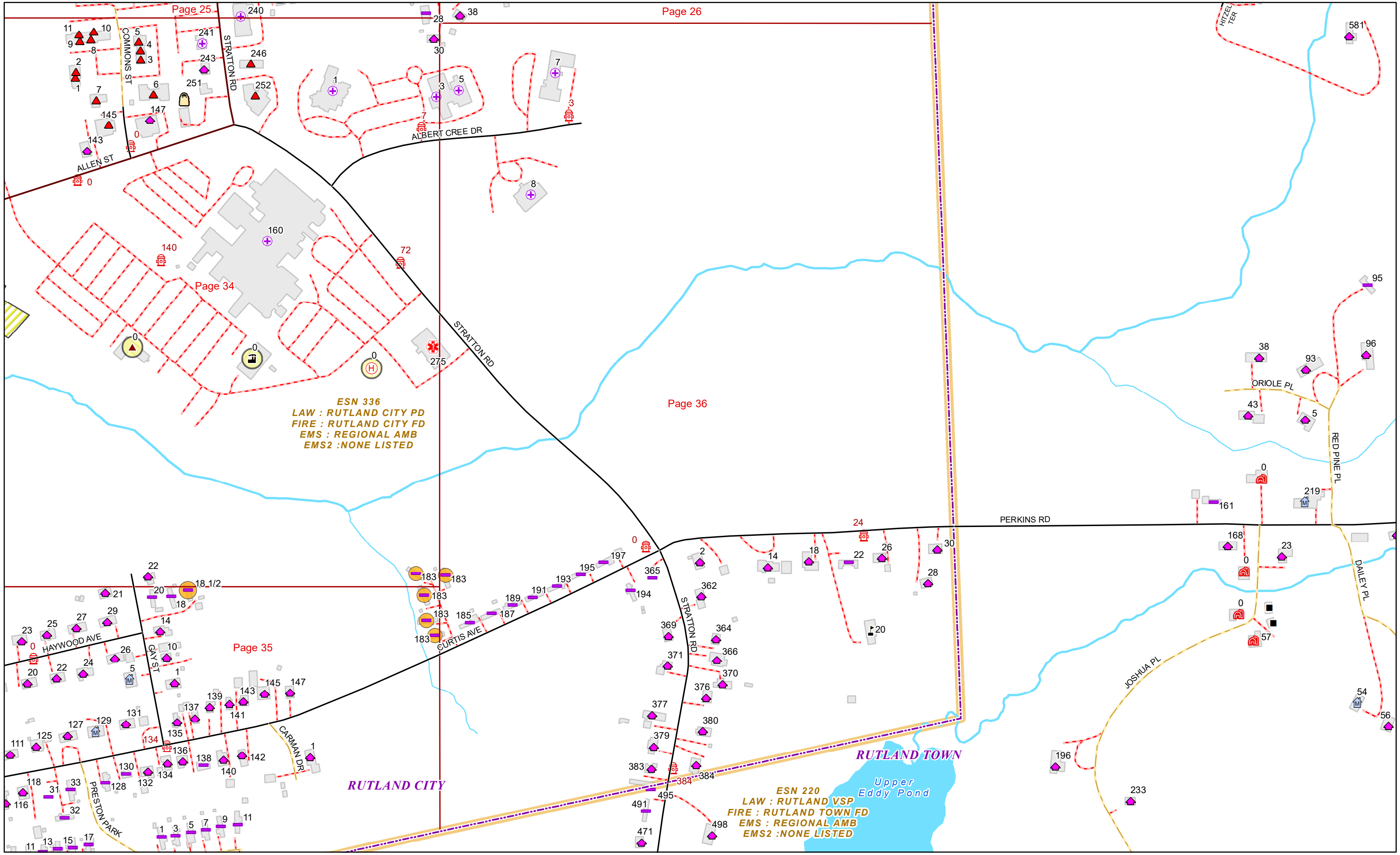
ESN 336
LAW : RUTLAND CITY PD
FIRE : RUTLAND CITY FD
EMS : REGIONAL AMB
EMS2 : NONE LISTED

ESN 220
LAW : RUTLAND VSP
FIRE : RUTLAND TOWN FD
EMS : REGIONAL AMB
EMS2 : NONE LISTED





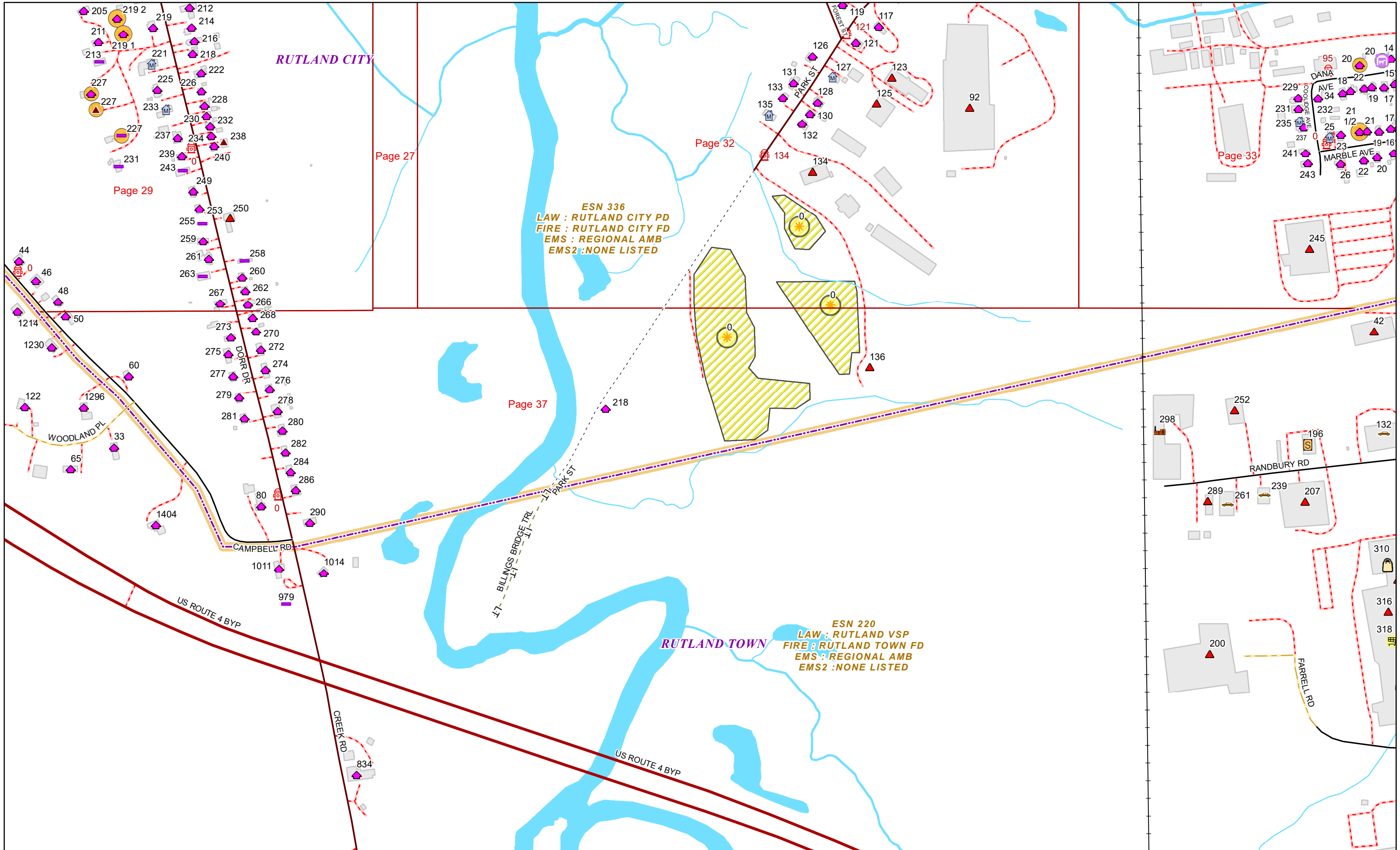




ESN 336
LAW : RUTLAND CITY PD
FIRE : RUTLAND CITY FD
EMS : REGIONAL AMB
EMS2 : NONE LISTED

ESN 220
LAW : RUTLAND VSP
FIRE : RUTLAND TOWN FD
EMS : REGIONAL AMB
EMS2 : NONE LISTED





RUTLAND CITY

RUTLAND TOWN

ESN 336
LAW : RUTLAND CITY PD
FIRE : RUTLAND CITY FD
EMS : REGIONAL AMB
EMS2 : NONE LISTED

ESN 220
LAW : RUTLAND VSP
FIRE : RUTLAND TOWN FD
EMS : REGIONAL AMB
EMS2 : NONE LISTED

Page 27

Page 29

Page 32

Page 33

Page 37

